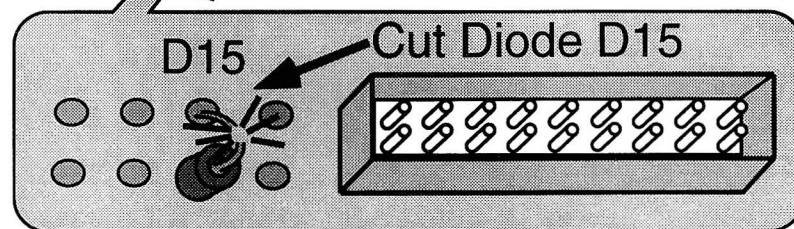
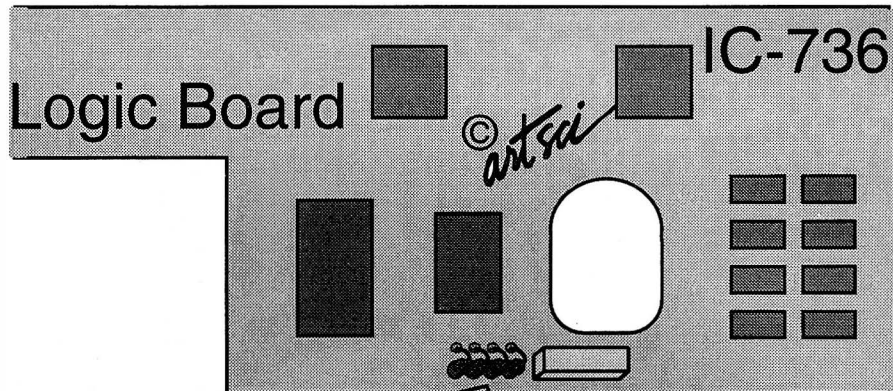


Receive and Transmit Expansion

ICOM
IC-736

Expansion Range

1.6 MHz - 33.0 MHz
45 MHz - 60 MHz

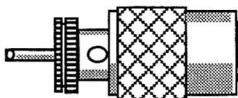


Some additional diodes may or may not be present



Expanded RF Modification

1. Remove power and antenna.
2. Remove screws and remove covers.
3. Locate Logic board (front of radio).
4. Locate and **cut Diode D15** (near connector, see drawing)
Diode D14 is the expanded RX diode make sure it is removed.
5. Reassemble the radio.
6. Reset the microprocessor if required (see owners manual)



Radio/Tech Modifications Volume A

Photocopies are a violation of copyright law. © artsci inc. all rights reserved.
Have the original book with you when you call with a question. **Use at your own Risk!**
The Author and all other parties take no responsibility for any damages or violations
caused by these modifications. Some modifications may violate FCC rules.
(818) 843-4080 12-4 PST • www.artscipub.com • artsci@artscipub.com

© artsci

ICOM - 37