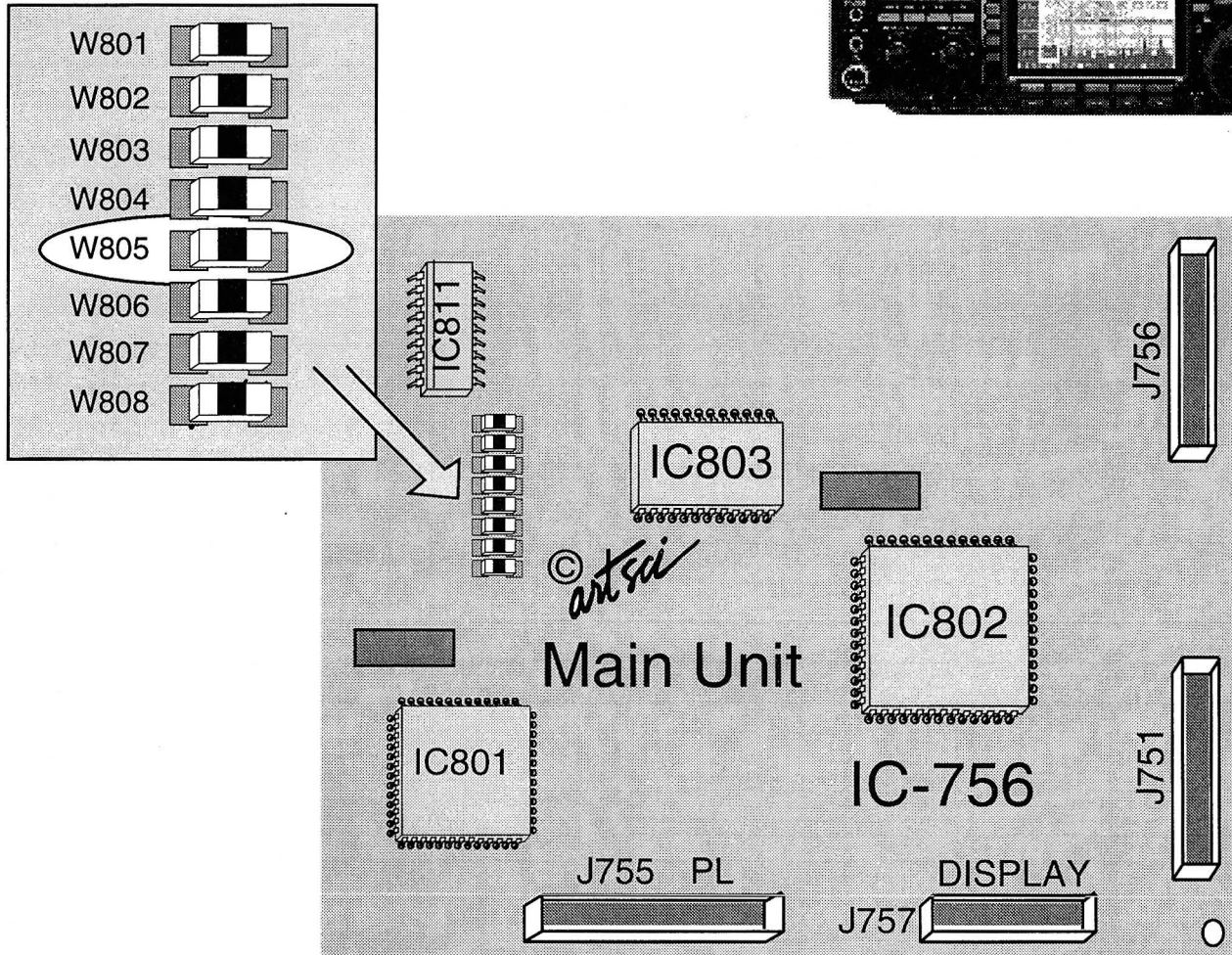



# Receive and Transmit Expansion

ICOM  
IC-756

## Expansion Range

General Coverage Transmit  
.5 - 30 MHz

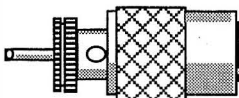


### CAUTION:

This modification requires soldering or desoldering CMOS components. It requires special CMOS rated equipment and familiarity with surface mount soldering techniques.

### Expanded RF Modification

1. Remove power and antenna.
2. Remove screws and open the case.
3. Locate the Main board.
4. **Locate and remove Chip jumper W805.**
5. Reassemble the radio.



## Radio/Tech Modifications Volume A

Photocopies are a violation of copyright law. © artsci inc. all rights reserved.

Have the original book with you when you call with a question. **Use at your own Risk!**

The Author and all other parties take no responsibility for any damages or violations caused by these modifications. Some modifications may violate FCC rules.

(818) 843-4080 12-4 PST • [www.artscipub.com](http://www.artscipub.com) • [artsci@artscipub.com](mailto:artsci@artscipub.com)

© artsci

ICOM - 41