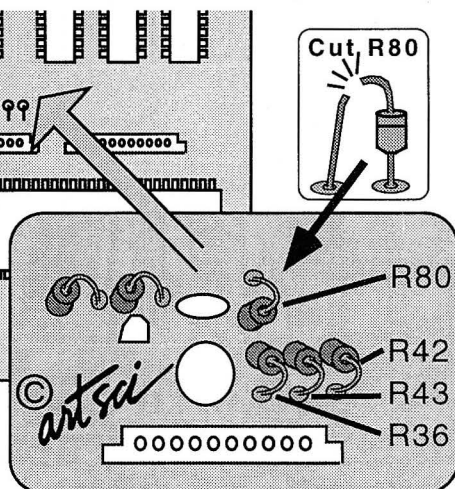




Expansion Range

The Exact range of this radio is not know as of press time.

Logic B Unit

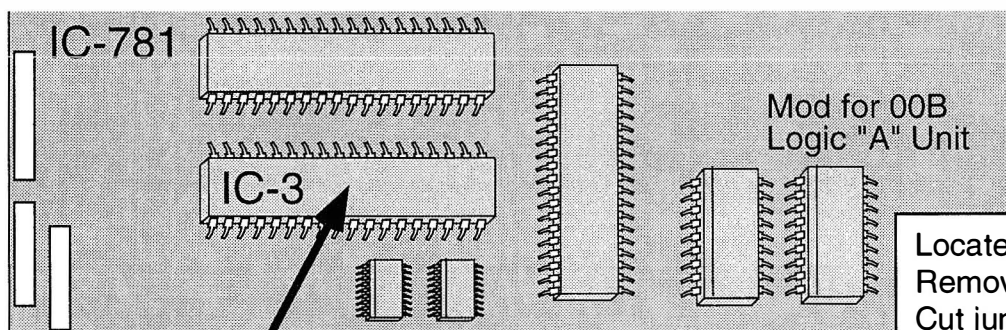


Expanded RF Modification

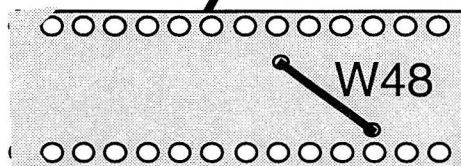
1. Remove power and antenna.
2. Remove screws open case.
3. Locate and **cut resistor R80** on Logic B unit.
4. Reset the microprocessor.
(may not be required)
5. Reassemble the radio
6. **Reset the microprocessor.**
(Hold [M-CLEAR] and turn power on)

One report sez there is no CB Transmit

The Mod Below is for Version 00B radios.



Locate Logic "A" board
Remove IC-3
Cut jumper W48 located under IC-3



Under this IC is Jumper W48
Remove Jumper W48

Radio/Tech Modifications Volume A



Photocopies are a violation of copyright law. © artsci inc. all rights reserved.
Have the original book with you when you call with a question. **Use at your own Risk!**
The Author and all other parties take no responsibility for any damages or violations
caused by these modifications. Some modifications may violate FCC rules.
(818) 843-4080 12-4 PST • www.artscipub.com • artsci@artscipub.com