



VHF AND UHF TRANSCEIVERS

IC-V86
IC-U86



IC-V86



7 W Output Power and 1500 mW Audio

7 W output power plus new antenna provides 1.5 times* more coverage

* Approximately, compared to 5.5 W radio (IC-V80). Wide open space. Communication range may differ depending on operating environment or weather conditions, etc. 7 W output power is only for the IC-V86.

More audio, 1500 mW audio output

IP54 and MIL-STD 810G; rugged design against dust, water, vibration and shock. Perfect for outdoor use.

19 hours* of long lasting battery life

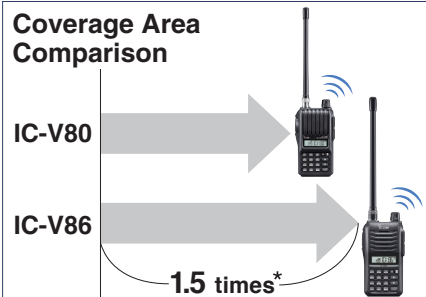
* EX Hi power with BP-298. TX : RX : standby = 5 : 5 : 90 (3 sec. : 3 sec. : 54 sec.)
(The Power Save function is set to "P-S.16")

Durable BNC antenna connector

Made in Japan quality and reliability

And more

- User selectable Volume Level, VFO/Memory Channel selection control
- Supplied BC-240, battery charger with a charging control function that prolongs the life of the battery
- Integrated VOX function
- 200 memory channels, 1 Call channel and 6 scan edges
- Built-in CTCSS and DTCS encoder/decoder and Tone Scan
- Priority, program, memory, skip and tone scanning



* Wide open space



IC-U86

SPECIFICATIONS

GENERAL	IC-V86	IC-U86
Frequency range (Guaranteed range)	TX: 144-148 MHz RX: 136-174 MHz	TX: 430-450 MHz RX: 400-472 MHz
Type of emissions	F2D, F3E (FM, FM-N)	
Number of channels	207 channels (200 memory channels, 1 call channel and 6 scan edges)	
Antenna impedance	50 Ω	
Power supply requirement	7.5 V DC	
Operating temperature range	-20 °C to +60 °C, -4 °F to +140 °F	
Frequency stability	±2.5 ppm (-20 °C to +60 °C, -4 °F to +140 °F)	
Current drain TX (EX Hi/Hi/Mid/Low) RX (Max. audio)	1.6/1.4/1.0/0.5 A typical 450 mA typ. (INT SP), 200 mA typ. (EXT SP)	1.6/1.5/1.0/0.5 A typical 450 mA typ. (INT SP), 200 mA typ. (EXT SP)
Dimensions (W×H×D) (Projections not included)	58.6 × 112 × 30.5 mm, 2.3 × 4.4 × 1.2 in (with BP-298)	
Weight (Approximate)	300 g, 10.6 oz (with BP-298, FA-B57V)	290 g, 10.2 oz (with BP-298, FA-B57U)
TRANSMITTER		
Output power	7.0/5.5/2.5/0.5 W (EX Hi/Hi/Mid/Low)	5.5/4.2/0.5 W (EX Hi/Hi/Mid/Low)
Maximum frequency deviation	±5.0 kHz/±2.5 kHz (Wide/Narrow)	
Spurious emissions	Less than -60 dB	
External microphone connector	3-conductor 2.5 (d) mm (1/10")/2.2 kΩ	
RECEIVER		
Sensitivity	-124 dBm typical	-121 dBm typical
Squelch sensitivity	-126 dBm typical	-123 dBm typical
Selectivity (Wide/Narrow)	75 dB typical/70 dB typical	70 dB typical/68 dB typical
Intermodulation	65 dB typical	
Audio output power Internal speaker External speaker	1500 mW typical (with 8 Ω load) 550 mW typical (with 8 Ω load)	
External speaker connector	3-conductor 3.5 (d) mm (1/8")/ 8 Ω	

All stated specifications are subject to change without notice or obligation.

Applicable U.S. Military Specifications & IP Rating

Standard	MIL 810G	
	Method	Procedure
Low Pressure	500.5	I, II
High Temperature	501.5	I, II
Low Temperature	502.5	I, II
Temperature Shock	503.5	I-C
Solar Radiation	505.5	I
Rain Blowing/Drip	506.5	I, III
Humidity	507.5	II
Salt Fog	509.5	-
Dust Blowing	510.5	I
Vibration	514.6	I
Shock	516.6	I, IV

Also meets equivalent MIL-STD-810-C, -D, -E and -F.


Ingress Protection Standard	
Dust and Water	IP54 (Dust-protection, water resistance)

Supplied accessories : (* May differ, depending on transceiver version)

- BP-298/BP-264 battery pack ●BC-240, desktop charger ●BC-242, AC adapter
- MB-124, belt clip ●Antenna*

Countermeasures against Counterfeit Products

The "3D GENUINE Icom label" and "QR Code Genuineness Determination System" are attached for proof of authentication. Check the Icom website for details : <http://www.icom.co.jp/world/genuine-info/>



Icom, Icom Inc. and the Icom logo are registered trademarks of Icom Incorporated (Japan) in Japan, the United States, the United Kingdom, Germany, France, Spain, Russia, Australia, New Zealand and/or other countries. QR Code is registered trademark of DENSO WAVE INCORPORATED in Japan and in other countries. All trademarks are the properties of their respective holders.

OPTIONS

BATTERY PACKS & CASE	Battery pack type	Capacity	Operating time*
BP-298	Rechargeable Li-ion	2100 mAh (min.) 2250 mAh (typ.)	Up to 19 hours
BP-299	Rechargeable Li-ion	3050 mAh (min.) 3150 mAh (typ.)	Up to 27 hours
BP-264	Rechargeable Ni-MH	1400 mAh	Up to 12.5 hours
BP-263	AA (LR6) batteries × 6	—	—

* EX Hi power. TX : RX : standby = 5 : 5 : 90 (3 sec. ; 3 sec. ; 54 sec.) (The Power Save function is set to "P-S.16")

RAPID CHARGERS

BC-240 Rapid charger for BP-298/BP-299
BC-191 Rapid charger for BP-264

DESKTOP CHARGER

BC-192 Regular charger for BP-264



MULTI-CHARGER

BC-214N* For BP-298/BP-299

MULTI-CHARGER

BC-197* For BP-264



* The AD-139/AD-120 charger adapters are supplied with the BC-214N/BC-197, depending on the charger version.

SPEAKER-MICROPHONES

HM-168LWP Waterproof

HM-158LA HM-159LA

EARPHONE-MICROPHONES

HM-153LA HM-166LA



HEADSETS

HS-94LWP Ear-hook type with a waterproof connector
HS-95LWP Behind-the-head type with a waterproof connector
HS-97* Throat type


*Either the VS-4LA or OPC-2004LA is required when using the HS-97

HS-94LWP HS-95LWP HS-97*

PTT SWITCH CABLE & PLUG ADAPTER CABLE

VS-4LA
For manual PTT operation
OPC-2004LA
For VOX operation

VS-4LA OPC-2004LA



CIGARETTE LIGHTER CABLE

CP-23L

DC POWER CABLE


OPC-656 OPC-515L

CHARGER BRACKET

MB-130

BELT CLIP

MB-124



ANTENNAS

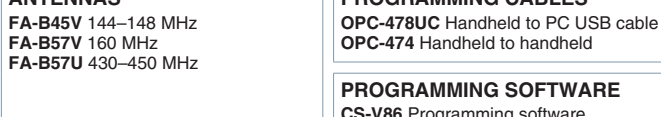
FA-B45V 144-148 MHz
FA-B57V 160 MHz
FA-B57U 430-450 MHz

PROGRAMMING CABLES

OPC-478UC Handheld to PC USB cable
OPC-474 Handheld to handheld

PROGRAMMING SOFTWARE

CS-V86 Programming software



Icom Inc. 1-1-32, Kamiminami, Hirano-Ku, Osaka 547-0003, Japan Phone: +81 (06) 6793 5302 Fax: +81 (06) 6793 0013 www.icom.co.jp/world **Count on us!**

Icom America Inc. www.icomamerica.com	Icom (Europe) GmbH www.icomeurope.com	Icom (Australia) Pty. Ltd. www.icom.net.au	Your local distributor/dealer:
Icom Canada www.icomcanada.com	Icom Spain S.L. www.icomspain.com	Shanghai Icom Ltd. www.bjicom.com	
Icom Brazil E-mail: sales@icombrazil.com	Icom (UK) Ltd. www.icomuk.co.uk		
	Icom France s.a.s. www.icom-france.com		