

ICOM

NEW IDAS SERIES

iDAS™
COM DIGITAL ADVANCED SYSTEM

NXDN™

dPMR™
igital

6.25 kHz FDMA
True RF Efficiency

LOOK SMART, WORK SMART



Photo includes optional RMK-5, HM-218, separation cables and antennas.

IDAS Radio Systems Advantages



NXDN/dPMR Protocol Choice

The IDAS digital radio system has two protocol choices, NXDN and dPMR. Both protocols are an open digital radio standards using 6.25 kHz FDMA narrowband technology. With this flexible choice, the IDAS radio system allows for interoperability with other manufactures equipment for seamless supply/ replacement of existing NXDN and/or dPMR systems. And naturally these FDMA based protocols are a perfect match, when migrating an analog system to digital.

erability with other manufactures equipment for seamless supply/ replacement of existing NXDN and/or dPMR systems. And naturally these FDMA based protocols are a perfect match, when migrating an analog system to digital.



System Scalability According to Communication Traffic and Coverage

Depending on communication traffic and coverage, the IDAS radio system can grow up to multi-site trunking from single site conventional to match your communication needs.

Trunking (NXDN Type-C, Type-D or dPMR Mode 3)

IDAS trunking can bind multiple channels and effectively share the limited number of channels with a large number of users.

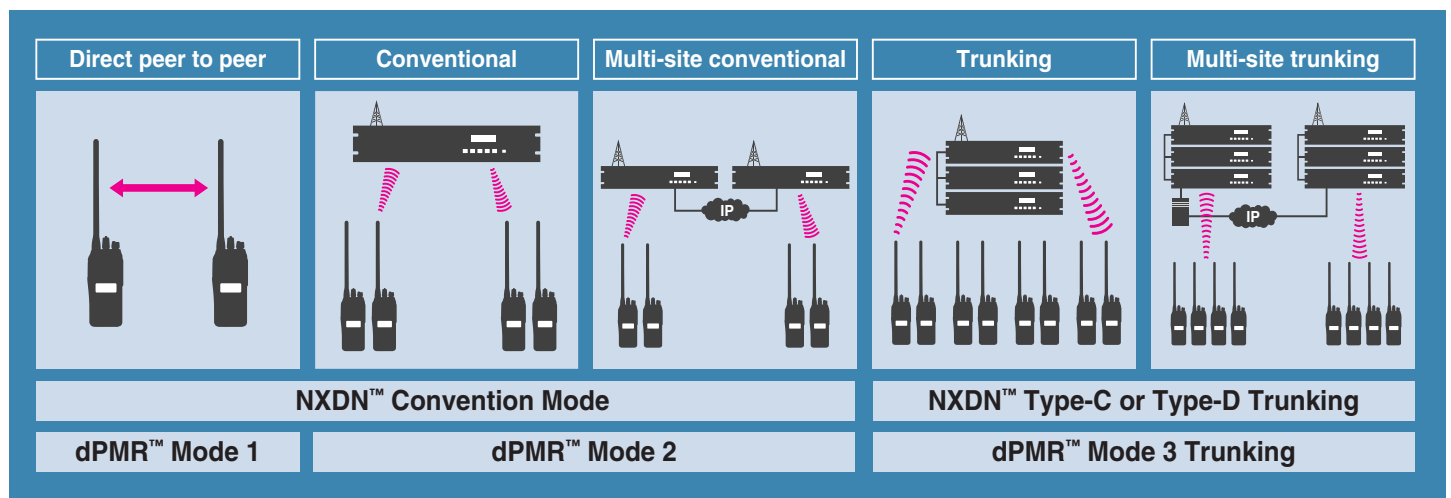
* Licence key (ISL-UGMTR for NXDN Type-D or ISL-UGMD3 for dPMR Mode 3) required. Type-C trunking upgrade key will be available later.

Multi-site connectivity

Connect two or more repeater sites over the IP network and expand the communication coverage. The multi-site connectivity can be applied to both conventional and trunking modes.

Voting scan

When used in a multi-site conventional system, the IDAS radio searches an optimal repeater site and automatically selects the repeater. Useful for users moving over wide area.



Licence Upgrade / System Migration for Initial Cost Saving

Mix Mode Operation

(NXDN conventional or dPMR Mode 1/2)

The IDAS radio can receive both analog and digital mode signals on a channel and can reply either in analog or digital mode according to the received mode. You can partially introduce the IDAS radios, while still using the existing analog radios in a system.

Licence Key Upgrade

Necessary functions such as trunking capability, channel capacity, AES encryption and other functions can be added with licence key options. The IDAS radios can be upgraded and customised to meet your specific needs.



Programming



- Trunking capability
- AES encryption
- Channel capacity





System / Radio Unit Management Efficiency

Over-the-Air-Programming (OTAP)

The OTAP function allows you to distribute a radio configuration file over-the-air to update the IDAS radios. Save considerable time with no need to return the radio for reprogramming.

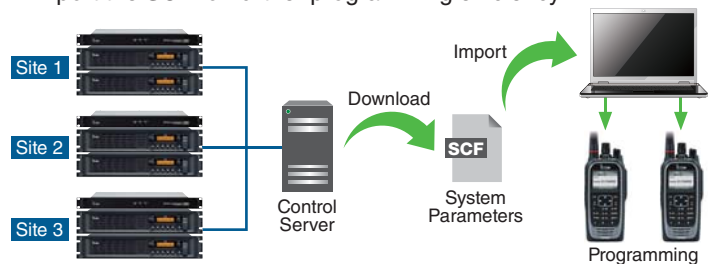
* Licence key (ISL-OTAPML) is required. The OTAP function for dPMR version will be available with the future firmware update.

System Management Software, RS-MGR1/RS-MGR2 (NXDN Type-D trunking and dPMR Mode 3)

The system management software remotely monitors multiple repeater conditions and traffic statistics over the IP network. If it detects abnormal conditions, the software can send an e-mail alert to the system administrator.

System Configuration File (SCF) (dPMR Mode 3)

Icom's dPMR Mode 3 system server can export an SCF which includes common system parameters and the IDAS radio can import the SCF for further programming efficiency.



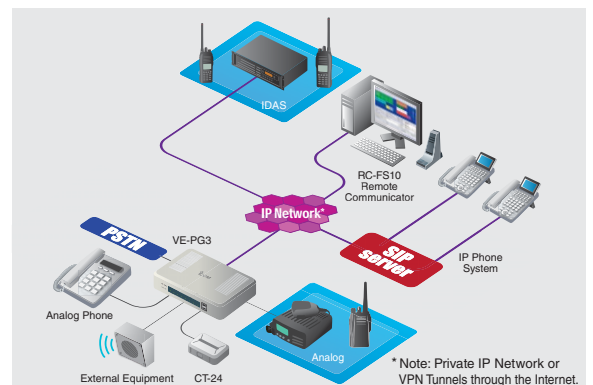
Interoperability with Various System

RoIP Gateway, VE-PG3

(NXDN conventional, Type-D trunking, dPMR Mode 2 and Mode 3*)

With a VE-PG3 RoIP gateway, the IDAS radio system can interconnect with an IP phone, analog phone, IP advanced radio system and analog radio as well as NXDN and dPMR protocols.

* The RoIP gateway for dPMR Mode 3 will be released in the future.



6.25 kHz FDMA True RF Efficiency

Why 6.25 kHz FDMA Narrowband?

True Narrowband: Reliable Communications for Half the Spectrum!

6.25 kHz FDMA allows you to double the capacity of your valued spectrum. The choice of two independent 6.25 kHz in 12.5 kHz, or a standalone 6.25 kHz channel is yours. This double capacity/independent channel flexibility and efficiency is only possible with 6.25 kHz FDMA.

Communications Reliability When You Most Need It

No need to allow for TDMA time slot synchronization. Instant communications in emergencies and critical situations. FDMA is the fail safe mode of choice in land mobile radio. Nothing else compares.

FDMA: Proven History Like No Other Radio Technology

For over 50 years, FDMA has been the backbone of two-way radio communication. Generational enhancements have cul-

minated in the realization of 6.25 kHz FDMA digital protocols that are literally ahead of their time, while keeping backward compatibility with analog FM.

6.25 kHz Channels: the Current and Future Trend

6.25 kHz channel plans and standards are used in North America, Europe, Japan, Oceania, and the list goes on. 6.25 kHz provides an answer to the worldwide problem of spectrum shortage and efficient use.

Communications Reliability When You Most Need It

Narrower bandwidth FDMA provides technical excellence in sensitivity, interference resistance, increased coverage, audio quality, spectrum efficiency and more. Why look at anything else?

IDAS™ Radio Advantages Takes You To a New Level of “Smart”

Small, Slim and Smart

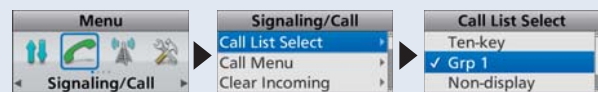
The compact body is made possible from new engineering techniques including the use of a custom SoC (System-on-a-Chip) and flat sheet keypad. The slim dimensions are also supplemented with reduced power consumption, allowing for a thinner battery pack.

IP68 Waterproof and Dust-tight (Handheld)

The IDAS handheld radio is built durable to endure 1 m depth water for 1 hour and dust-tight protection. The radio also passes MIL-STD-810 specifications.

Colour LCD and improved User Interface

A high-resolution colour LCD and new user interface is adopted. The colour LCD enhances the visibility both in natural and indoor lighting, with the night mode LCD setting as an alternative for use in night time or low lighting conditions. Functions can be easily set by following easy to understand icons and menu items.



Operation example, Setting Call list select

Operating Convenience

Over-the-Air-Alias (OAA)

The OAA function sends own alias name with a call to receivers and automatically shows the callers name on the receivers display. It eliminates the need to program the call list to each radio, when a new radio is entered or existing radio is passed to another person.

Hands-Free Operation with Bluetooth Headset

The built-in Bluetooth module provides remote operation and hands-free communication paired with a third-party headset*.

* Available functions depend on paired Bluetooth devices. Icom does not guarantee all functions and performance of the Bluetooth headset.

Digital Voice Recording

The IDAS radio can record incoming and outgoing calls, and the user can check recorded communications just in case. When a 32 GB microSD* card is used, a Max. 500 hours of recording is possible.

* A microSD card is required separately.

Vibration Alert (Handheld)

When a call is received, the IDAS radio vibrates powerfully enough for the incoming call to be felt through heavy clothing.

Multiple Languages

Functions and menu items can be programmed in a language other than English. Cyrillic and Simplified Chinese fonts are supported.

- Voice announcements can be replaced with customised messages
- Message of up to 100 characters
- Status message
- Low battery beep
- Normal, priority and voting scan
- Internal clock

Audio Quality

Active Noise Canceller

The active noise canceller assists in providing clear audio, while suppressing background noise. The function improves both your transmitted voice and incoming call. The radio user does not need to shout into the microphone even under extremely noisy environments.

Safety and Security

AES/DES Encryption with Over-the-Air-Rekeying (OTAR)

For digital communication security, the IDAS radio provides basic 4-key DES encryption as standard and can be upgraded to 64-key DES with the optional UT-134. When used with the optional UT-134 and licence key (ISL-AKAES), the AES encryption with the OTAR function are available. The OTAR function* allows updating of encryption keys over the radio channel.

* The OTAR function will be available with future firmware upgrade.

Emergency Call by Man Down and Motion/Stationary Detection (Handheld)

To remotely monitor worker safety, the IDAS handheld radio has four emergency related functions: motion detection, stationary detection, man down and lone worker functions. If one of these functions are activated, the radio automatically sends an emergency signal.

Power OFF Emergency (Mobile)

The Power OFF emergency sends an emergency signal even though the radio appears to be powered OFF.

Radio Kill, Stun and Revive

If a radio is lost or stolen, the radio kill function disables the radio over the air to reduce a security threat. When the radio Stun command is received, all functions will be temporarily locked out until a Revive command is received or the user password is entered.

- Remote monitor (NXDN) /Ambience listening (dPMR) functions
- Power ON Password
- Surveillance function
- Tactical group function for temporarily regroup of user groups

Audio Equalizer Effect

The audio equalizer allows you to tailor the audio tone to optimise voice quality in various use environments.

- 14-pin ACC connector with BTL amplifier output (handheld radio only)
- AquaQuake™ draining function clears water away from the speaker grill (handheld radio only)
- Audio compander
- Beat cancel



Data Communication

Transparent Data

The IDAS radio can be used as a transparent data modem which transmits various data up to 3600 bps over the radio channel. The NXDN 12.5 kHz digital mode doubles the data speed.

Built-in GPS Receiver

The position data can be sent with voice call or status call and can be used with a third-party AVL (Automatic Vehicle Location) system. The GPS log functions logs user position data at regular intervals.

* An optional GPS antenna UX-241 is required for mobile radios.

| | IC-F3400DT/DS/D IC-F5400D/DS NXDN Version | IC-F3400DPT/DPS/DP IC-F5400DP/DPS dPMR Version |
|-------------------------------------|---|--|
| Operating type | | |
| NXDN Single-site Conventional | Yes | N/A |
| NXDN Multi-site Conventional | Yes | N/A |
| NXDN Type-D trunking (Single/multi) | Option (ISL-UGMTR) | N/A |
| NXDN Type-C trunking (Single/multi) | Option* ¹ | N/A |
| 12.5 kHz digital mode | Yes | N/A |
| dPMR Mode 1/2 conventional | N/A | Yes |
| dPMR Mode 3 trunking | N/A | Option (ISL-UGMD3) |
| Analog mode | Yes | Yes |
| Analog/Digital mix mode | Yes | Yes |
| Digital functions | | |
| OTAP (Over-the-Air Programming) | Option (ISL-OTAPML) | Option* ¹ |
| OAA (Over-the-Air Alias) | Yes | Yes |
| Transparent data mode | Yes | Yes |
| Status message | Yes | Yes |
| Short data message | Yes | Yes |
| Radio Stun/Revive/Kill | Yes | Yes |
| Remote monitor/Ambience listening | Yes | Yes |
| Analog functions | | |
| 2-Tone/5-Tone encoder/decoder | Yes | Yes |
| CTCSS/DTCS encoder/decoder | Yes | Yes |
| DTMF autodial/decoder | Yes | Yes |
| BLIS 1200 (MSK) | N/A | Yes |
| MDC functions | Yes | N/A |
| LTR trunking | Yes | N/A |
| Security | | |
| DES encryption (4-key) | Yes | Yes |
| DES encryption (64-key) | Option (UT-134) | Option (UT-134) |
| AES encryption | Option (UT-134 + ISL-AKAES) | Option (UT-134 + ISL-AKAES) |
| OTAR (Over-the-Air Rekeying) | Option* ¹ | Option* ¹ |
| Digital voice scrambler | Yes | Yes |
| Analog voice scrambler (Inversion) | Yes | Yes |

USB Port for PC Connection

The IDAS radio can be connected to a PC through a USB port for programming radios and accessing the installed microSD card in mass storage mode.

- Horn, dimmer and external PTT programmable through D-SUB 25-pin connector for mobile radio
- Serial communication interface with Bluetooth® for wireless connection
- Radio programming through a microSD card

| | IC-F3400DT/DS/D IC-F5400D/DS NXDN Version | IC-F3400DPT/DPS/DP IC-F5400DP/DPS dPMR Version |
|------------------------------|---|--|
| Scan functions | | |
| Priority scan | Yes | Yes |
| Voting scan | Yes | Yes |
| Emergency functions | | |
| Lone worker function | Yes | Yes |
| Man down function | Yes (For handheld) | Yes (For handheld) |
| Motion/Stationary detection | Yes (For handheld) | Yes (For handheld) |
| Power OFF emergency | Yes (For mobile) | Yes (For mobile) |
| Voice/Audio functions | | |
| Voice announcement | Yes | Yes |
| VOX function | Yes | Yes |
| Voice recording/playback | Yes | Yes |
| Active noise canceller | Yes | Yes |
| TX/RX Audio equalizer | Yes | Yes |
| Hardware | | |
| GPS receiver | Yes* ² | Yes* ² |
| Vibration alert | Yes (For handheld) | Yes (For handheld) |
| Bluetooth® | Yes | Yes |
| microSD memory card slot | Yes | Yes |
| USB connector | Yes | Yes |
| Dual head controller | Option (for IC-F5400D/F6400D) | Option (for IC-F5400DP/F6400DP) |
| COMMANDMIC™ | Option (for IC-F5400D/F6400D) | Option (for IC-F5400DP/F6400DP) |

*¹ Type-C trunking upgrade key will be available later. OTAP and OTAR functions will be available with future firmware upgrade.

*² Optional GPS antenna UX-241 is required separately for mobile radios.



Multiple Controller Configurations



Detached Controller*
Optional RMK-5 and separation cable required.



Dual Head Controller*
Optional RMK-7, hand microphone and separation cables required.



COMMANDMIC™ and Detached Controller*
Optional RMK-5, COMMANDMIC, HM-218 and separation cables required.

A detached controller head with the separated RF unit is a simple to install in almost any vehicle.

Suitable for double cab vehicles. Install the controller head to front and rear seats respectively.

The COMMANDMIC is handy for installing a work platform on the rear part of the vehicle.

* Detached Controller, Dual head and COMMANDMIC configurations are for IC-F5400D/IC-F6400D/F5400DP/IC-F6400DP only.

Products Lineup

Handheld Radios



Top view



IC-F3400DT



IC-F3400DS



IC-F3400



VHF DIGITAL TRANSCEIVERS (NXDN Version)

IC-F3400DT/DS/D

UHF DIGITAL TRANSCEIVERS (NXDN Version)

IC-F4400DT/DS/D

VHF DIGITAL TRANSCEIVERS (dPMR Version)

IC-F3400DPT/DPS/DP

UHF DIGITAL TRANSCEIVERS (dPMR Version)

IC-F4400DPT/DPS/DP

Mobile Radios



IC-F5400D



IC-F5400DS

VHF DIGITAL TRANSCEIVERS (NXDN Version)

IC-F5400D/DS

UHF DIGITAL TRANSCEIVERS (NXDN Version)

IC-F6400D/DS

VHF DIGITAL TRANSCEIVERS (dPMR Version)

IC-F5400DP/DPS

UHF DIGITAL TRANSCEIVERS (dPMR Version)

IC-F6400DP/DPS

Commandmic™



REMOTE CONTROL MICROPHONE

HM-218

Handheld Radios Options

Some options may not be available in some countries. Please ask your dealer for details.

BATTERY PACKS



| Battery packs | Type | Capacity | Operating time* |
|---------------|---------------------|------------------------------------|--------------------|
| BP-283 | Rechargeable Li-ion | 2010 mAh (typ.) 1910 mAh (min.) | 10 hours (Approx.) |
| BP-284 | Rechargeable Li-ion | 3350 mAh (typ.) 3120 mAh (min.) | 16 hours (Approx.) |

* Tx: Rx: standby = 5:5:90 duty cycle. Power save function ON.

INTELLIGENT CHARGER



BC-123SA**

BC-225

Charges the BP-283/BP-284 in 3/4.5 hours (approx.) respectively. Shows the battery information with the LED lighting.

RS-BC225

Shows the battery information for optimum conditioning

| No. | Battery Name | Status | Charge Status | Chrg Mode | Chrg Vol | Yult Vol | Temp | Health | Chrgs | Chrgs | Avg |
|-------------|--------------|--------|---------------|-----------|----------|----------|------|--------|-------|-------|-----|
| Start | | | | | | | | | | | |
| Serial 3106 | Chargers | OFF | 31 | 7.27 | 30.8 | 99 | 0 | 0 | | | |
| Serial 1472 | | | 40 | 7.96 | 30.1 | 99 | 0 | 0 | | | |
| | | | 99 | 8.32 | 32.8 | 100 | 4 | 0 | | | |

RAPID CHARGER



BC-123S**

BC-219N

Charges the BP-283/BP-284 in 3/4.5 hours (approx.) respectively.

MULTI-CHARGER



BC-214

BC-157S

Charges up to six BP-283/BP-284 battery packs in 3/4.5 hours (approx.) respectively.

SPEAKER-MICROPHONE



HM-222

HEADSETS and PTT SWITCH CABLE



HS-94

Earhook type

HS-95

Behind-the-head type

HS-97

Throat type

VS-4MC

PTT switch cable.

Required when using any of these headsets

CIGARETTE LIGHTER CABLE & POWER SUPPLY CABLES



CP-23L

For use with BC-219

OPC-515L

For use with BC-219



OPC-656

For use with BC-214

ACC ADAPTOR



AD-118

For use with Hirose Plug Accessory

AES/DES ENCRYPTION UNIT



UT-134

ZONE COPY CABLES



OPC-1870

Handheld to handheld cable

OPC-2362

Handheld to mobile cable

BELT CLIPS



MB-133

Alligator type

Same as supplied.

MB-136

Swivel type

LEATHER BELT HANGERS



MB-96N

MB-96F

MB-96FL

CARRYING CASES



LC-184

LC-186

ANTENNAS

- FA-S81V: 136-150 MHz
- FA-S82V: 148-162 MHz
- FA-S83V: 160-174 MHz
- FA-S81U: 380-430 MHz
- FA-S82U: 430-480 MHz
- FA-S83U: 470-520 MHz

CUT ANTENNAS

- FA-S67VC: 136-174 MHz
- FA-S76UC: 380-520 MHz

STUBBY ANTENNAS

- FA-S81VS: 136-150 MHz
- FA-S82VS: 148-162 MHz
- FA-S83VS: 160-174 MHz
- FA-S81US: 400-450 MHz
- FA-S82US: 450-490 MHz

CHARGER ADAPTER

- AD-132N for BC-214
- AD-132N is supplied with the BC-214, depending on BC-214's version.

SOFTWARE

- CS-KLD2: Key-loader for UT-134
- CS-OTPM1: OTAP manager software

ACTIVATION KEYS

- ISL-UGMTR: NXDN™ trunking upgrade key
- ISL-UGMD3: dPMR™ Mode 3 upgrade key
- ISL-AKAES: AES activation key
- ISL-CHEX: Channel expansion key
- ISL-OTAPML: OTAP manager licence

Mobile Radios Options

Some options may not be available in some countries. Please ask your dealer for details.

HAND MICROPHONES



HM-220

Heavy duty microphone

HM-220T

Heavy duty microphone with DTMF keypad

HM-221

DTMF microphone

HM-221T

DTMF microphone

DESKTOP MICROPHONE



SM-29

GPS ANTENNA



UX-241

EXTERNAL SPEAKERS



SP-30

20 W rated input

SP-35: 2 m cable

SP-35L: 6 m cable

AES/DES ENCRYPTION UNIT



UT-134

SEPARATION KIT



RMK-5*

For detached controller configuration.

DUAL-HEAD SEPARATION KIT



RMK-7*

Separation kit and secondary controller for dual head configuration.

COMMANDMIC™



HM-218*

Remote control microphone for RMK-5.

SEPARATION CABLES



For RMK-5 or RMK-7
 OPC-2364: 1.9 m; 6.2 ft
 OPC-2365: 3 m; 9.8 ft
 OPC-2366: 5 m; 16.4 ft
 OPC-2367: 8 m; 26.2 ft

For HM-218, COMMANDMIC
 OPC-2373: 1.9 m; 6.2 ft
 OPC-2374: 8 m; 26.2 ft

ZONE COPY CABLE

- OPC-2362: Mobile to handheld cable

SOFTWARE

- CS-KLD2: Key-loader for UT-134
- CS-OTPM1: OTAP manager software

ACTIVATION KEYS

- ISL-UGMTR: NXDN™ trunking upgrade key
- ISL-UGMD3: dPMR™ Mode 3 upgrade key
- ISL-AKAES: AES activation key
- ISL-CHEX: Channel expansion key
- ISL-OTAPML: OTAP manager licence

* RMK-5, RMK-7, HM-218 and separation cables are options for IC-F5400D/F6400D, F5400DP/F6400DP only.

SPECIFICATIONS

| | IC-F3400DT/DS/D NXDN Version | IC-F4400DT/DS/D NXDN Version | IC-F5400DT/DS/D NXDN Version | IC-F6400DT/DS/D NXDN Version |
|---|--|--|---|--|
| | IC-F3400DPT/DPS/DP dPMR Version | IC-F4400DPT/DPS/DP dPMR Version | IC-F5400DPT/DPS/DP dPMR Version | IC-F6400DPT/DPS/DP dPMR Version |
| GENERAL | | | | |
| Frequency coverage (NXDN) (* Depending on version) | 136-174 MHz | 380-470 MHz, 450-512 MHz | 136-174 MHz | 380-470 MHz, 450-512 MHz |
| Frequency coverage (dPMR) | 136-174 MHz | 380-470 MHz | 136-174 MHz | 380-470 MHz |
| Number of channels | 1024 channels /128 zones 4000 channels /128 zones (Option*1) 32 channels /2 zones (Non-display type)*2 | | 1024 channels /128 zones 4000 channels /128 zones (Option*1) 99 channels (7 Segment display type)*3 | |
| Type of emission (NXDN) (* Depending on version) | 16K0F3E**4, 14K0F3E, 11K0F3E, 8K50F3E, 8K30F1E/D, 4K00F1E/D | | 16K0F3E**4, 14K0F3E, 11K0F3E, 8K50F3E, 8K30F1E/D, 4K00F1E/D | |
| Type of emission (dPMR) (* Depending on version) | 16K0F3E**4, 14K0F3E, 8K50F3E, 4K00F1E/D | | 16K0F3E**4, 14K0F3E, 8K50F3E, 4K00F1E/D | |
| Power supply requirement | 7.5 V DC nominal | | 13.6 V DC nominal (USA/EXP), 13.2 V DC nominal (EUR) | |
| Current drain (approx.) | Tx High | 1.5 A | 1.8 A | |
| | Rx Max. audio/ Standby | 450 mA (Internal SP)/140 mA | | |
| Antenna impedance | 50 Ω | | 50 Ω | |
| Operating temperature range | -30 °C to +60 °C; -22 °F to +140 °F (Radio specifications) | | -30 °C to +60 °C; -22 °F to +140 °F | |
| Dimensions (W × H × D; Projections not included) | 53.6 × 123.5 × 29.3 mm; 2.1 × 4.9 × 1.2 in (With BP-283) | | 174 × 55 × 150 mm; 6.9 × 2.2 × 5.9 in | |
| Weight (approx.) | 180 g; 6.4 oz (main unit) | | 1.5 kg; 3.3 lb | |
| | 305 g; 10.8 oz (BP-283, MB-133, FA-S81VS) | 300 g; 10.6 oz (BP-283, MB-133, FA-S81US) | | |
| TRANSMITTER | | | | |
| Output power (Hi, L2, L1) (Depending on version) | 5 W, 2 W, 1 W | | 50 W, 25 W, 5 W 25 W, 10 W, 5.8 W | 45 W, 25 W, 4.5 W 25 W, 10 W, 5.8 W |
| Frequency stability | ±1.0 ppm | | ±1.0 ppm | |
| Spurious emissions | USA | 80 dB typ. | | 80 dB typ. |
| | EUR | 0.25 μW (≤ 1 GHz), 1.0 μW (> 1 GHz) | | 0.25 μW (≤ 1 GHz), 1.0 μW (> 1 GHz) |
| FM Hum and noise (W/N) | 55/55 dB typ. | 60/59 dB typ. | 54/54 dB typ. | |
| Audio harmonic distortion (AF 1kHz 40% deviation) | 0.5% typ. | 0.4% typ. | 0.5% typ. | |
| FSK error | 1% typ. (DN/DVN) | | 1% typ. (DN/DVN) | |
| RECEIVER | | | | |
| Sensitivity | 12 dB SINAD | 0.22 μV typ. | 0.23 μV typ. | 0.22 μV typ. |
| | 20 dB SINAD (W/N) 5% BER (DVN/DN) | -5.5/-2.5 dBμV emf typ. -5.5/-4.0 dBμV emf typ. | -5.0/-2.0 dBμV emf typ. -4.0/-4.0 dBμV emf typ. | -4.0/-4.0 dBμV emf typ. -6.0/-5.0 dBμV emf typ. |
| Adjacent channel (W/N) (DVN/DN) | 80/76 dB typ. 71/70 dB typ. | 75/72 dB typ. 66/66 dB typ. | 75/72 dB typ. 65/68 dB typ. | |
| Spurious response rejection | 81 dB typ. | 76 dB typ. | 85 dB typ. | |
| Intermodulation rejection | USA | 75 dB typ. | 74 dB typ. | 75 dB typ. |
| | EUR DVN/DN | 67 dB typ. 72 dBμV emf typ./-41 dBm typ. | 68 dB typ. 73 dBμV emf typ./-41 dBm typ. | 70 dB typ. 70/70 dB typ. |
| Audio output power | Internal SP (With 12 Ω load) | 800 mW typ. (at 5% distortion) | | 4.0 W typ. (at 5% distortion) |
| | External SP (With 8 Ω load) | 1000 mW typ. (at 5% distortion) | | 4.0 W typ. (at 5% distortion) |

Measurements made in accordance with TIA-603, EN300 086, EN301 166, EN300 113.

All stated specifications are subject to change without notice or obligation.

*1 Optional licence key (ISL-CHEX) required.

*2 IC-F3400D/F4400D/F3400DP/F4400DP (Non-display type): Up to 32 selected channels out of 1024 can be allocated to the channel knob.

*3 IC-F5400DS/F6400DS/F5400DPS/F6400DPS: Due to the segment display, channel indication is possible for up to 99 selected channels out of 1024.

*4 25 kHz bandwidth is no longer available for FCC Part 90 licences for USA versions.

DVN: Digital Very Narrow (6.25 kHz), DN: Digital Narrow (12.5 kHz). DN is for NXDN version only.

Some functions and options will be available in the future. Use of these products are dependent on local regulations.

Icom, Icom Inc. and the Icom logo are registered trademarks of Icom Incorporated (Japan) in Japan, the United States, the United Kingdom, Germany, France, Spain, Russia, Australia, New Zealand and/or other countries. iDAS, the iDAS logo, AQUAQUAKE and COMMANDMIC are registered trademarks or trademarks of Icom Incorporated. NXDN is a trademark of Icom Incorporated and JVC KENWOOD Corporation. dPMR and the dPMR logo are trademarks of the dPMR MoU Association. LTR is a trademark of the E.F. Johnson Technologies, Inc. The Bluetooth® word mark and logos are registered trademarks owned by Bluetooth SIG, Inc. and any use of such marks by Icom Inc. is under license.

Icom Inc.

1-1-32, Kamiminami, Hirano-Ku, Osaka 547-0003, Japan Phone: +81 (06) 6793 5302 Fax: +81 (06) 6793 0013

www.icom.co.jp/world

Count on us!

Icom America Inc.

12421 Willows Road NE,
Kirkland, WA 98034, U.S.A.
Phone: +1 (425) 454-8155
Fax: +1 (425) 454-1509
E-mail: sales@icomamerica.com
URL: <http://www.icomamerica.com>

Icom Canada

Glenwood Centre #150-6165
Highway 17A, Delta, B.C.,
V4K 5B8, Canada
Phone: +1 (604) 952-4266
Fax: +1 (604) 952-0090
E-mail: info@icomcanada.com
URL: <http://www.icomcanada.com>

Icom Brazil

Rua Itororó, 444 Padre Eustáquio
Belo Horizonte MG,
CEP: 30720-450, Brazil
Phone: +55 (31) 3582 8847
Fax: +55 (31) 3582 8987
E-mail: sales@icombrasil.com

Icom (Europe) GmbH

Communication Equipment
Auf der Krautweide 24
65812 Bad Soden am Taunus, Germany
Phone: +49 (6196) 76685-0
Fax: +49 (6196) 76685-50
E-mail: info@icom-europe.com
URL: <http://www.icom-europe.com>

Icom Spain S.L.

Ctra. Rubi, No. 88 "Edificio Can Castanyer"
Bajos A 08174, Sant Cugat del Valles,
Barcelona, Spain
Phone: +34 (93) 590 26 70
Fax: +34 (93) 589 04 46
E-mail: icom@icomspain.com
URL: <http://www.icomspain.com>

Icom (UK) Ltd.

Blacksloe House, Altira Park,
Herne Bay, Kent, CT6 6GZ, U.K.
Phone: +44 (0) 1227 741741
Fax: +44 (0) 1227 741742
E-mail: info@icomuk.co.uk
URL: <http://www.icomuk.co.uk>

Icom France s.a.s.

Zac de la Plaine,
1 Rue Brindejone des Moulinais, BP 45804,
31505 Toulouse Cedex 5, France
Phone: +33 (5) 61 36 03 03
Fax: +33 (5) 61 36 03 00
E-mail: icom@icom-france.com
URL: <http://www.icom-france.com>

Icom (Australia) Pty. Ltd.

Unit 1 / 103 Garden Road,
Clayton, VIC 3168 Australia
Phone: +61 (03) 9549 7500
Fax: +61 (03) 9549 7505
E-mail: sales@icom.net.au
URL: <http://www.icom.net.au>

Asia Icom Inc.

6F No. 68, Sec. 1 Cheng-Teh Road,
Taipei, Taiwan, R.O.C.
Phone: +886 (02) 2559 1899
Fax: +886 (02) 2559 1874
E-mail: sales@asia-icom.com
URL: <http://www.asia-icom.com>

Shanghai Icom Ltd.

No.101, Building 9, Caifuxingyuan Park,
No.188 Maoting Road, Chedun Town,
Songjiang District, Shanghai, 201611, China
Phone: +86 (021) 6153 2768
Fax: +86 (021) 5765 9987
E-mail: bjicom@bjicom.com
URL: <http://www.bjicom.com>

Applicable U.S. Military Specifications & IP Rating

| Standard | MIL 810G | |
|-------------------|----------|-----------|
| | Method | Procedure |
| Low Pressure | 500.5 | I, II |
| High Temperature | 501.5 | I, II |
| Low Temperature | 502.5 | I, II |
| Temperature Shock | 503.5 | I-C |
| Solar Radiation | 505.5 | I |
| Rain Blowing/Drip | 506.5 | I, III |
| Humidity | 507.5 | II |
| Salt Fog | 509.5 | - |
| Dust Blowing | 510.5 | I |
| Immersion* | 512.5 | I |
| Vibration | 514.6 | I |
| Shock | 516.6 | I, IV |

Also meets equivalent MIL-STD-810-C, -D, -E and -F.
* Handheld radios only.

Ingress Protection Standard

IC-F3400D/DP series | IP68 (Dust-tight and waterproof protection)

IC-F5400D/DP series | IP55 (Dust-protection and jet water resistance)

Supplied accessories for handheld radios:

(May differ depending on version)
• Battery pack, BP-283 • Belt clip, MB-133

Supplied accessories for mobile radios:

(May differ depending on version)
• Hand microphone, HM-220 or HM-221
• DC power cable • Mounting bracket kit
• Microphone hanger



Check our web site to know more about 6.25 kHz FDMA narrow band.
www.icom.co.jp/world/fdma/