


TOP QUALITY — LOW COST



AMATEUR RADIO EQUIPMENT



★ CODAR AT.5 12 WATT MINIATURE TRANSMITTER ★

“THE TINY TX WITH THE BIG VOICE”

The newest, most compact 160–80 metre transmitter designed for fixed or mobile use.

IT'S small ! Only 8½ in. x 5 in. x 4 in., but has all (and more) of the design features of other higher priced and larger units.

IT'S SMART ! Grey Cabinet, Black and Satin silver front panel, grey with chrome trim control knobs.

ITS COST ? Check the outstanding technical specification overleaf, then see the really low cost.

CODAR RADIO COMPANY

BANK HOUSE, SOUTHWICK SQUARE, SOUTHWICK, SUSSEX

TELEPHONE: SOUTHWICK 3149

CANADA CODAR RADIO COMPANY OF CANADA TWEED ONTARIO

CODAR AT.5 12 WATT 2 BAND TRANSMITTER

TECHNICAL SPECIFICATION

New modified Vackar type V.F.O. circuit developed by CODAR and giving extreme stability. Temperature compensated Calibrated 1.8—2.0 Mc/s and 3.5—3.8 Mc/s (up to 4 Mc/s for export). Ball bearing slow motion drive, completely free of backlash.

Pi-network output using low loss CODAR-QOIL air spaced inductor.

P.A. Plate current meter, plus neon indicator.

Plate and screen modulation, high impedance input to speech amplifier for crystal microphone.

AM/CW function switch and panel key jack.

Plug changeover for 6 or 12 volt heater supply. This unique feature allows the heaters to be run from a 6 volt transformer supply for fixed use, or from 12 volt battery supply when installed in a car. No leads or links to change. Just insert the appropriate power supply plug from the mains or mobile power unit.

Front Panel controls:—

V.F.O. Tune. Plate current meter. Neon indicator. Band switch. P.A. Tune/P.A. Load. Key jack.

Rear Chassis:—

Microphone co-ax socket. Pre-set mic. gain control. Power supply socket. AM/CW function switch. Output co-ax socket.

Valve line-up:—EF80/EF80/6BW6/12AX7/6BW6.

Power requirements:—

250 volts H.T. 100 MA. 6.3 volts 1.8 amps. L.T. (or 12 volts .9 amps). 150 volts stabilised for V.F.O. supply.

CODAR AT.5 Transmitter, complete ready for use—£16 10s, Carr. 4/—.

TOP QUALITY — LOW COST



GODAR

AMATEUR RADIO EQUIPMENT



★ MAINS POWER SUPPLY UNIT TYPE 250/S. 200-250 volts A.C. ★

This unit provides all the power supplies for the AT.5 Transmitter together with STANDBY/NET/TRANSMIT and aerial changeover switching. A neon indicator monitors the switching by flashing continuously in the STANDBY position and with a steady glow in the NET and TRANSMIT positions.

In the STANDBY position, H.T. only is off and the aerial switched through to the receiver. In the NET position, 150 volts stabilised H.T. is switched to the VFO only to allow netting without full power being applied to the Transmitter. The aerial remains switched to the receiver.

In the TRANSMIT position, full H.T. is switched to the Transmitter, the aerial transferred to the Transmitter, and the aerial input to the receiver short-circuited to assist in monitoring.


The Unit supplies 270 volts H.T. at 100 MA., 6.3 volts L.T. 2.5 amp., and 150 volts stabilised H.T. A mains voltage selector panel is fitted internally for adjustment to the local mains voltage, and an H.T. fuse provides protection. Smart styling in Silver/Grey Cabinet 8½in. x 5½in. x 4½in. with Silver/Black anodised front panel. Weight 7½lb.

Price, complete £8 0s. 0d. Carriage 6/6.

Export Model for 100—125 volts A.C. available. Type 250/SX. Price £8 12s. 0d. Carr. extra.

GOING MOBILE ?

With the 12 M/S and 12 R/C Mobile Units in the car, fast and easy changeover means one transmitter for home and mobile use.



TYPE 12 M/S 12 VOLT
SOLID STATE, RELAY CONTROLLED POWER SUPPLY UNIT

Employing the latest developments in solid state techniques, this new Unit provides up to 280 volts 100 MA and 150 volts V.F.O. supply from a nominal 12 volt D.C. source.

A total of 7 conservatively rated semi-conductors in conjunction with a special ferrite cored toroid transformer provides high efficiency with extreme reliability. In addition a unique feature is the built-in remote control facility using a precision micro-miniature heavy duty relay. This avoids L.T. voltage drop, heavy duty wiring and control switching, making for easier installation.


All external connections are made to a terminal block and plug-in power supply output socket. The Unit is supplied complete with a 4' power supply cable fitted plugs each end and 4' of 5 way control cable supplied as a twin pair and 3 way miniature cable.

Full H.T. can be short-circuited without damage to the Unit which automatically stops functioning until the fault is corrected. In addition a built-in fuse protects the L.T. side.

The Unit is supplied ready for use on positive earth (chassis) car electrical systems. Provisions for changeover to negative earth systems is incorporated with an internal wiring link.

Dimensions: 6½ in. x 3½ in. x 2½ in. Finish, Silver Grey/Black

Price, complete with cables, installation data, £11 5s. 0d. Carriage 5/—.



REMOTE CONTROL SWITCHING UNIT TYPE 12 R/C

The 12 R/C Remote Control Switching Unit provides full control of the 12 M/S Unit with all STANDBY/NET/TRANSMIT and aerial changeover switching plus H.T. ON indicator and is designed to fit under the car instrument panel or glove compartment. Connections are made to a matching terminal block as fitted on the 12 M/S Unit and 3 co-axial sockets are provided for aerial connections to the receiver and transmitter. A spare L.T. feed terminal for optional receiver connection is also provided.

Dimensions: 5 in. x 2 in. x 1½ in. Finish, Silver Grey.

Price, complete with plugs, installation data, £2 7s. 6d. Carriage 3/—.

DELIVERY:

AD/12BU.