

# KW ELECTRONICS *presents*

008964

## *The* **KW2000** *Sideband Transceiver*

for Mobile and Fixed Station  
operation on all amateur bands  
10-160 metres

- ★ MECHANICAL FILTER PROVIDES PASS-BAND FOR SSB
- ★ NO EXTERNAL ANTENNA SWITCHING REQUIRED
- ★ INDEPENDENT TRANSMIT & RECEIVER FREQUENCIES OR TRUE TRANSCEIVER OPERATION
- ★ 90 WATT P.E.P. PROVIDES EFFECTIVE MOBILE POWER WHILST NOT OVER TAXING THE CAR BATTERY
- ★ 12 VOLT D.C. TRANSISTOR POWER SUPPLY
- ★ 6 BAND OPERATION



- ★ SIDE-TONE MONITOR FOR CW
- ★ CRYSTAL CONTROLLED RECEIVER 1st MIXER
- ★ MATCHING A.C. POWER SUPPLY WITH BUILT IN SPEAKER
- ★ OUTPUT IMPEDANCE ADJUSTABLE
- ★ EASY TO INSTALL IN A VEHICLE FOR MOBILE OPERATION
- ★ LIGHTWEIGHT, ATTRACTIVE, ROBUST, EFFICIENT

### FEATURES

The K.W. 2000 Transceiver is another KW design bringing the radio amateur, professional performance at less cost. The KW 2000 is engineered for optimum performance on upper and lower sideband with CW included. Reception of AM signals is possible by the 'exalted carrier' principle. Maximum flexibility is achieved by the KW I.R.T. and I.T.T. circuitry (Patent applied for). This provides a tuning facility  $\pm 4$  kcs from the frequency indicated on the dial for both 'transmit' and 'receive'. By the flick of a switch normal transceiver performance is possible whereby 'transmit' and 'receive' operation takes place on precisely the same frequency. The KW 2000 has built-in reliability—only best quality components are used. Each chassis is subject to inspection and test at every stage in production.

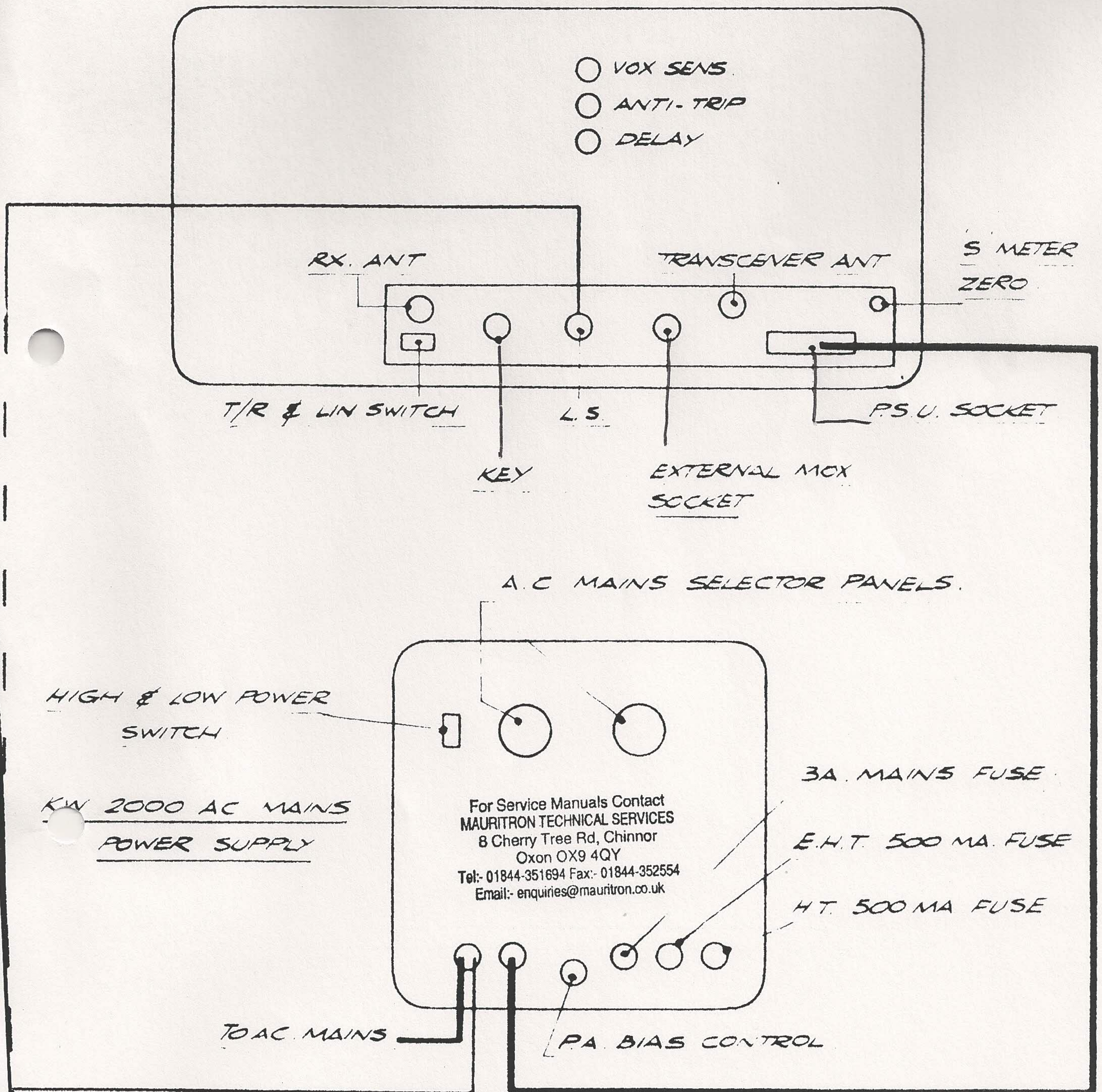
The construction of the KW 2000 is light and robust, an aluminium alloy chassis and panel being employed. The SSB generator and receiver filter incorporates a 2.1 kc mechanical filter. Particular attention has been given to the physical and electrical stability of the circuits. Selectable sidebands; voice control (full CW break-in) is included.



# KW 2000 STATION INTERCONNECTIONS

## WITH A.C. PSU

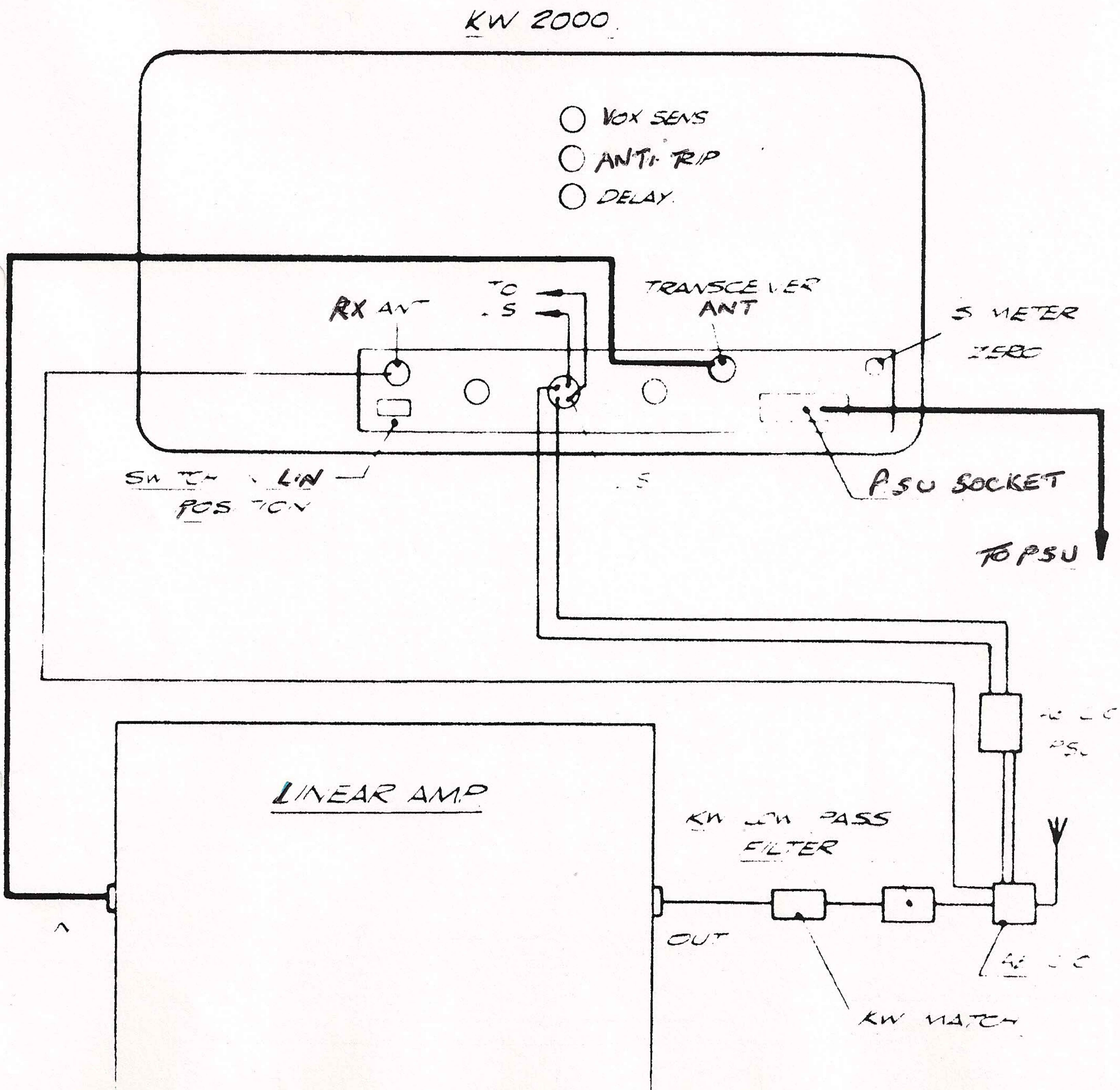
### KW 2000



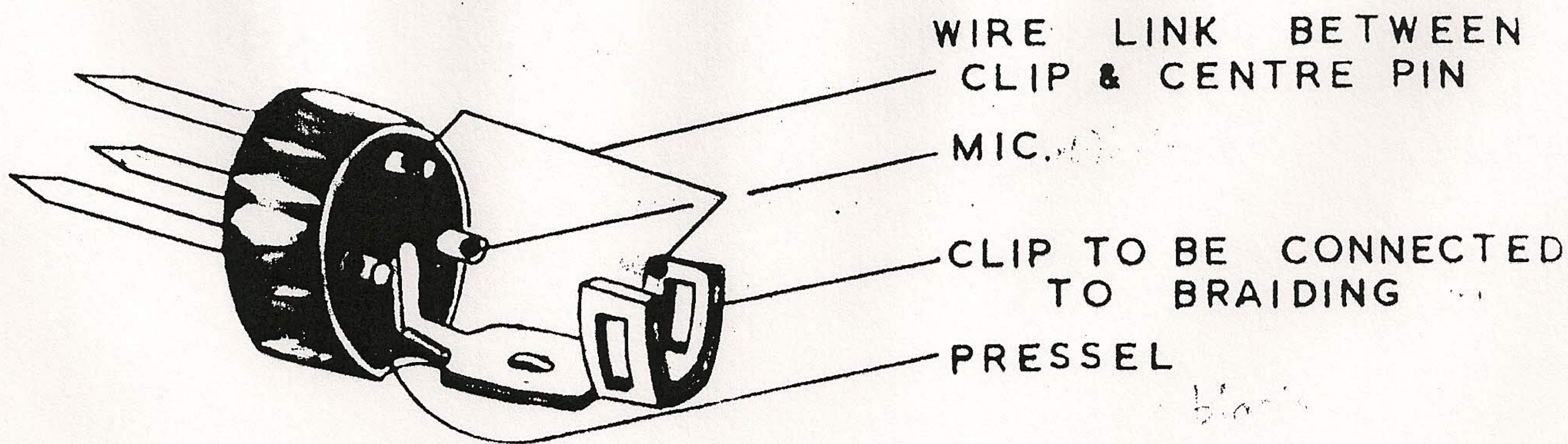


# KW 2000 STATION INTERCONNECTIONS

## WITH LINEAR AMP.

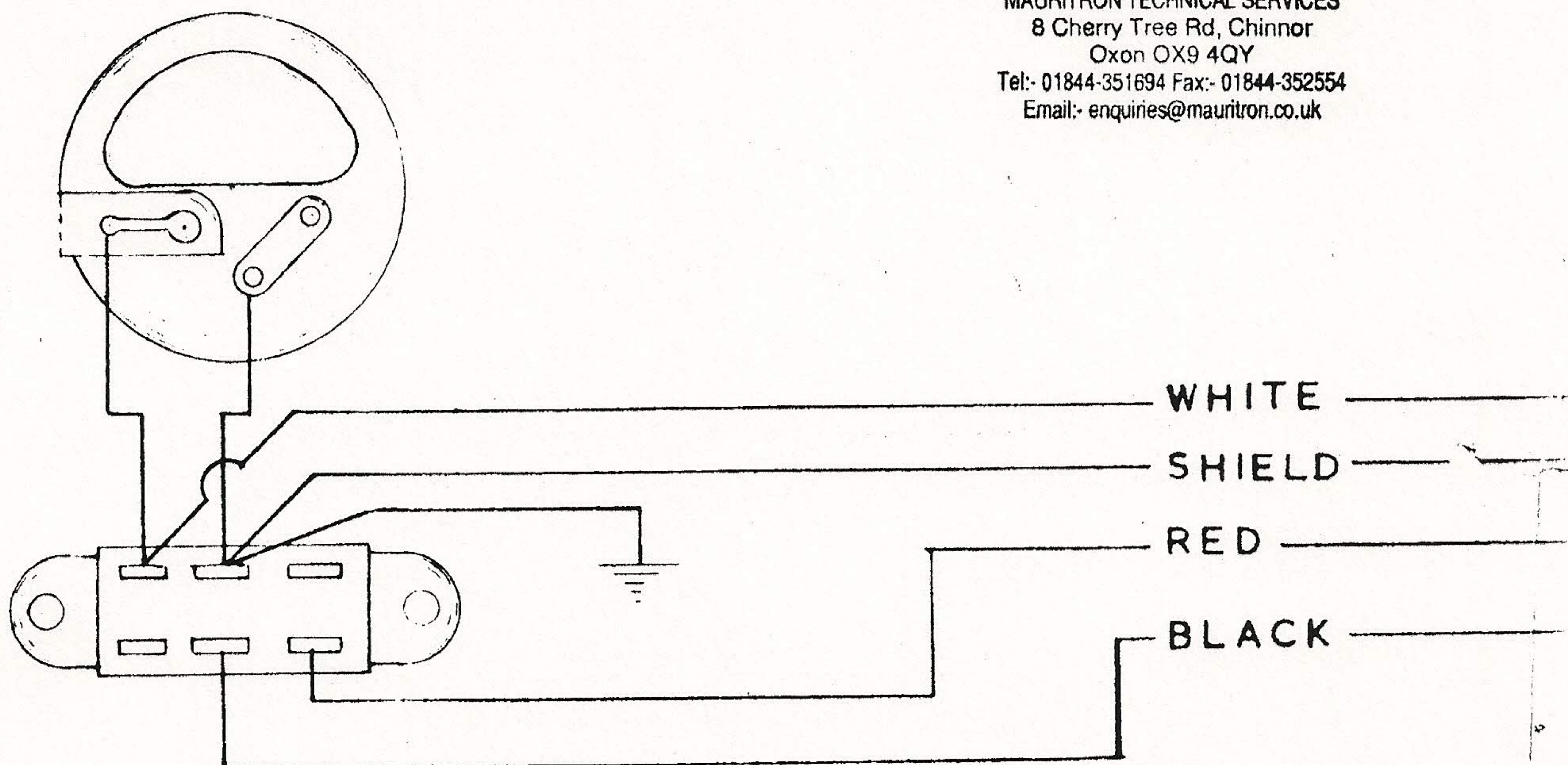






## MIC. PLUG CONNECTIONS.

For Service Manuals Contact  
 MAURITRON TECHNICAL SERVICES  
 8 Cherry Tree Rd, Chinnor  
 Oxon OX9 4QY  
 Tel:- 01844-351694 Fax:- 01844-352554  
 Email:- enquiries@mauritron.co.uk



## MIC. PLUG CONNECTIONS WITH SHURE 201

P. T. T.      WHITE    TO MIC.  
                  RED     TO PRESSEL  
                  BLACK & SHIELD TO CLIP & CENTRE PIN

P. T. T.      REMOVE MIC., AND WHITE LEAD WHERE  
   &          BOTH TERMINATE ON SWITCH  
 VOX        JOIN AND INSULATE.