FT-817
Circuit Diagram

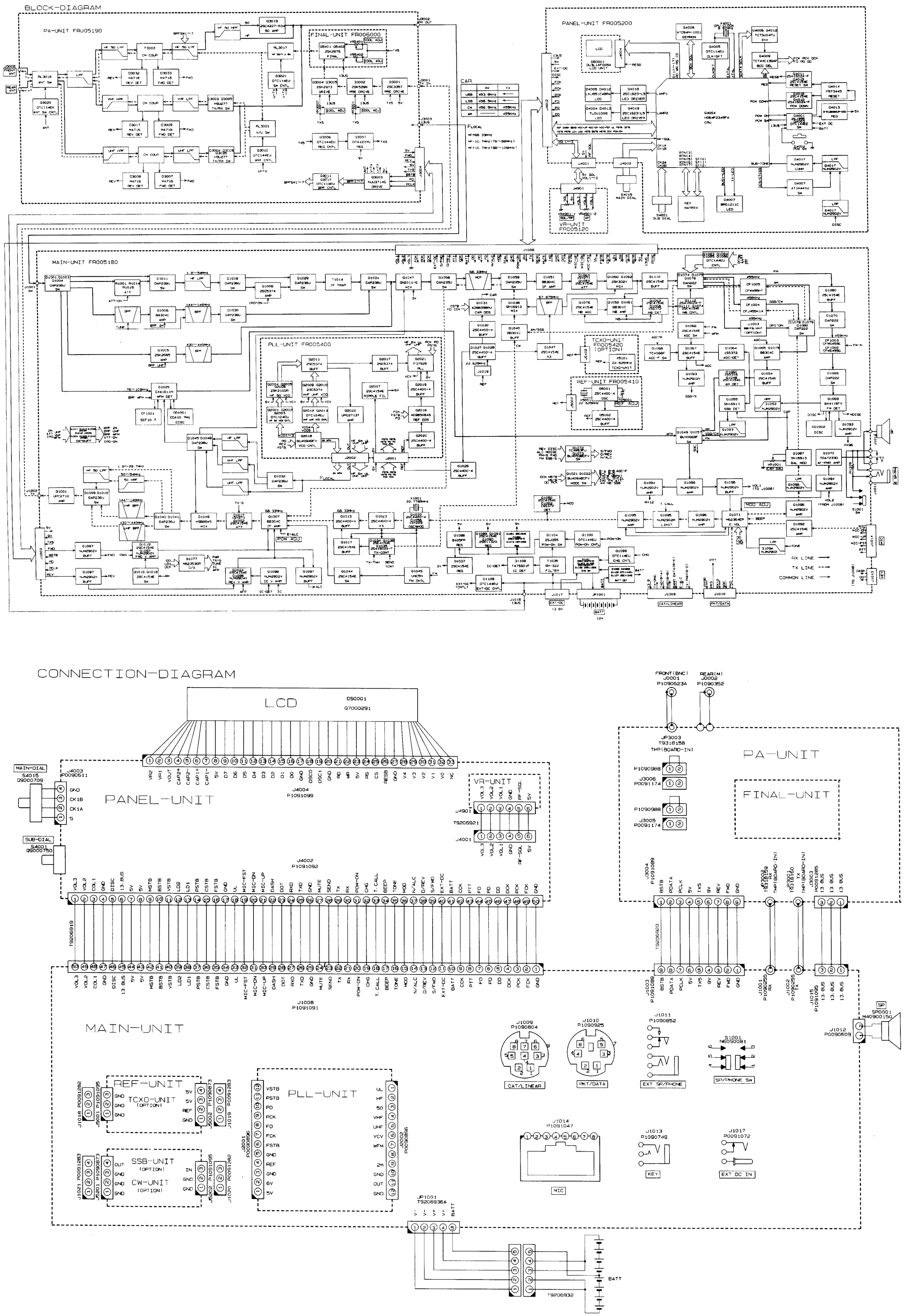

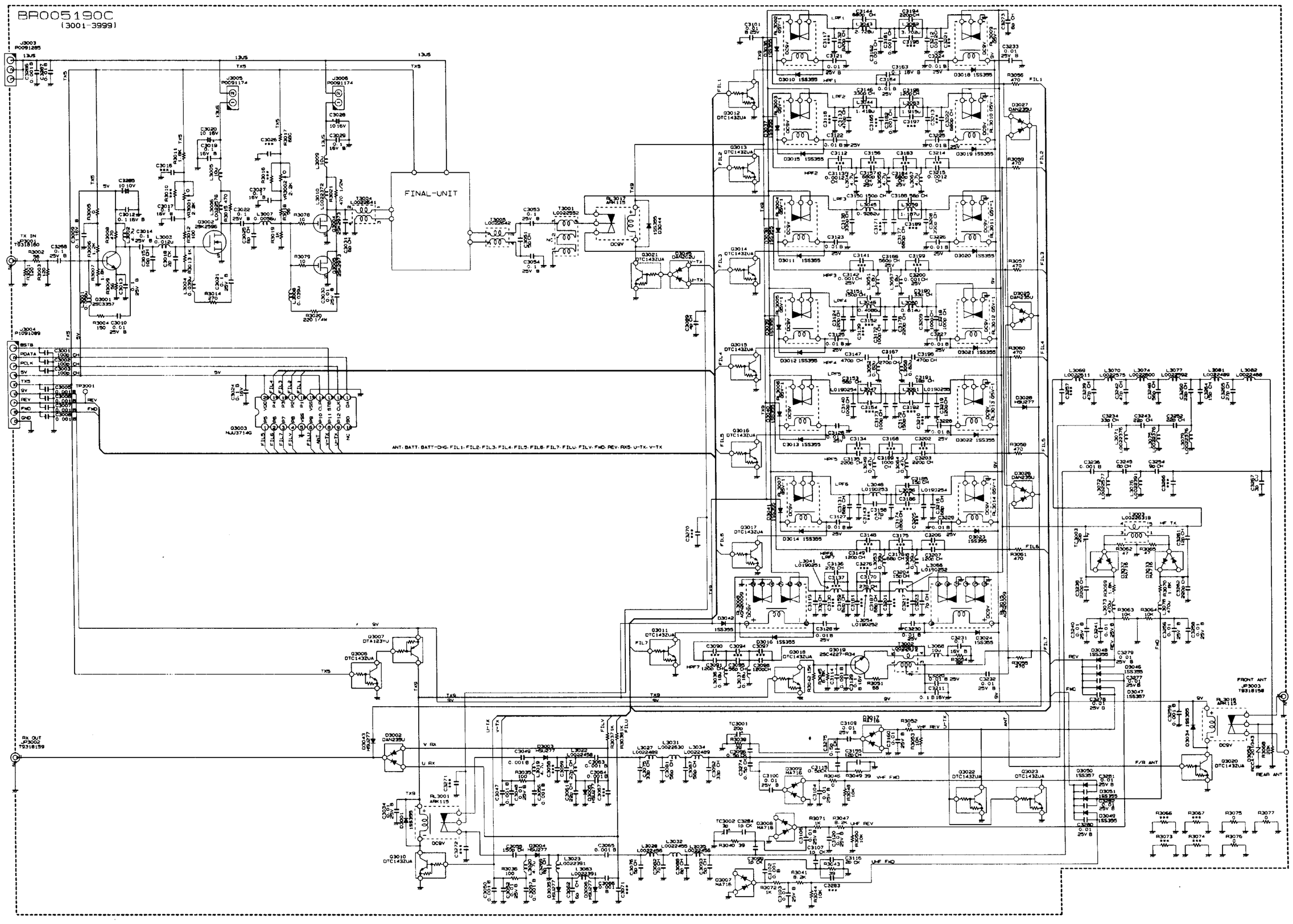
BR005190C
(3001-3999)
FINAL-UNIT
ANT: BATT: BATT-CHG: FIL1: FIL2: FIL3: FIL4: FIL5: FIL6: FIL7: FILU: FILV: FWD: REV: RX5: U-TX: V-TX
TX IN
RX OUT
FRONT ANT
REAR ANT

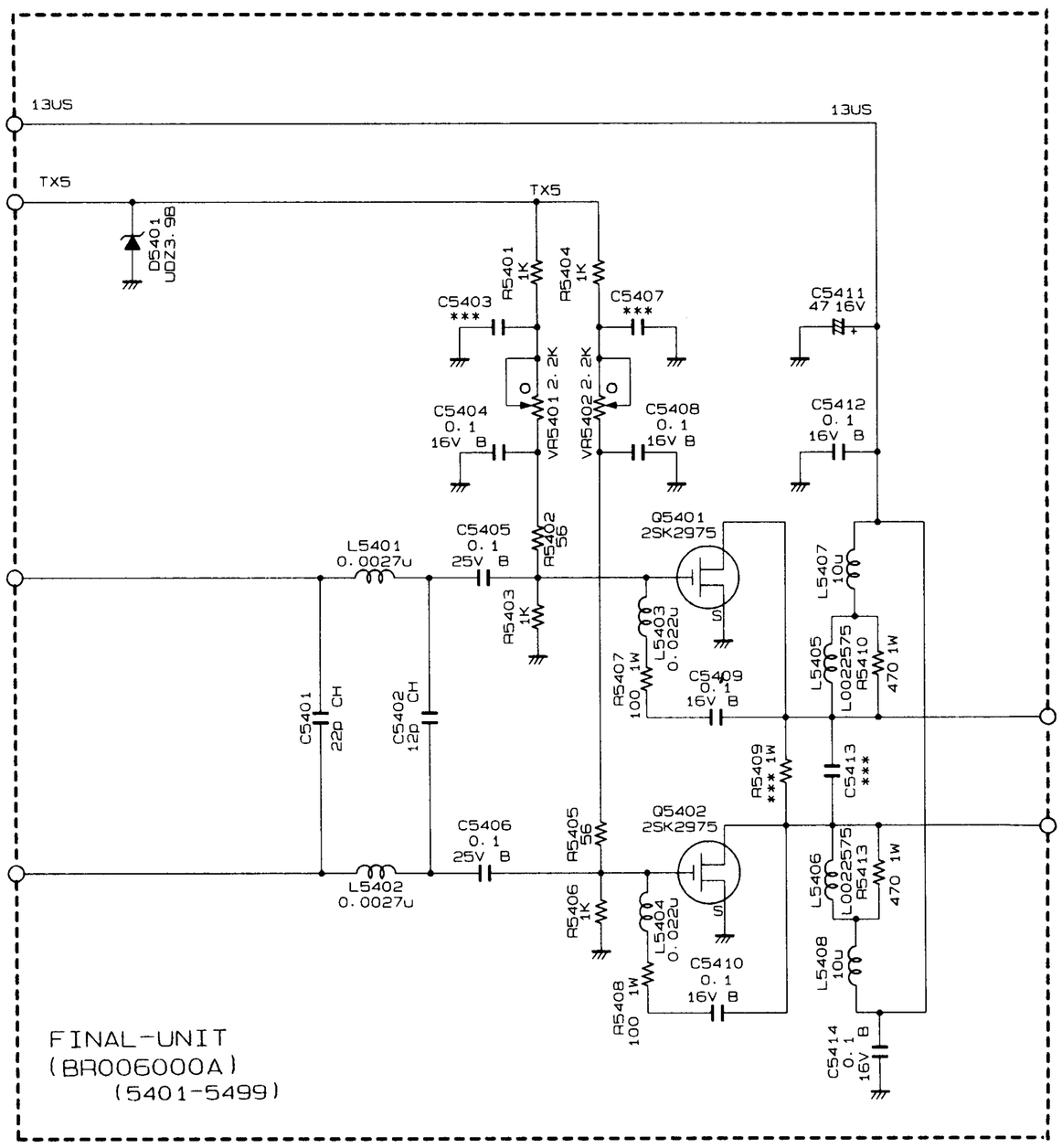
13US
TX5
D5401
UDZ3.9B
C5403
***
R5401
1K
R5404
1K
C5407
***
C5411
47 16V
C5404
0.1
16V B
VR5401 2.2K
VR5402 2.2K
C5408
0.1
16V B
C5412
0.1
16V B
L5401
0.0027u
C5405
0.1
25V B
R5402
56
Q5401
2SK2975
R5403
1K
L5403
0.022u
L5407
10u
R5407
100 1W
C5409
0.1
16V B
L5405
L0022575
R5410
470 1W
C5401
22p CH
C5402
12p CH
R5409
*** 1W
C5413
***
C5406
0.1
25V B
R5405
56
Q5402
2SK2975
L5402
0.0027u
R5406
1K
L5404
0.022u
L5406
L0022575
R5413
470 1W
C5410
0.1
16V B
L5408
10u
R5408
100 1W
C5414
0.1
16V B
FINAL-UNIT
(BR006000A)
(5401-5499)

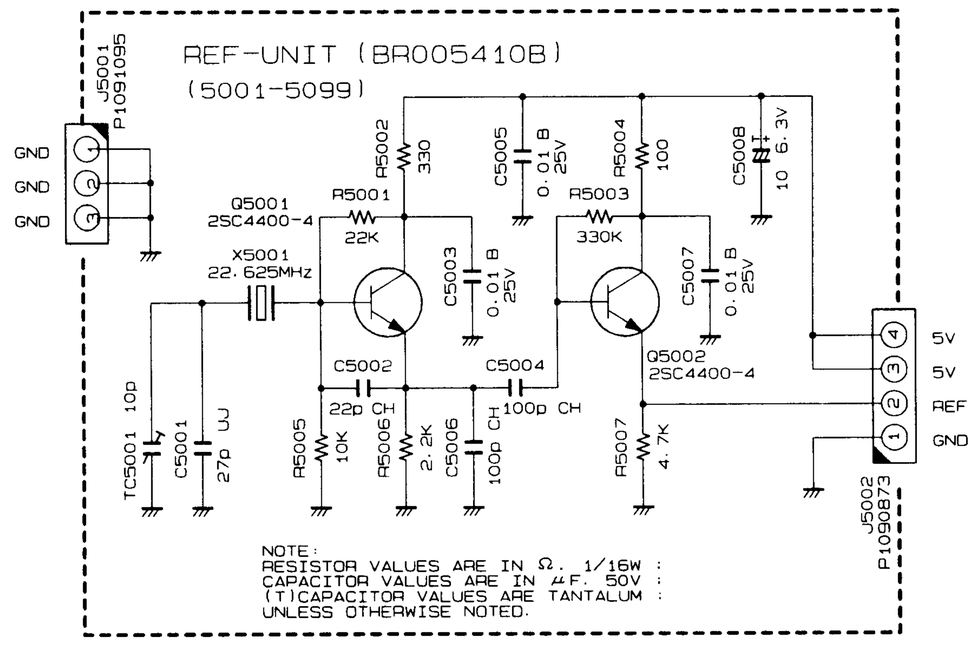
REF-UNIT (BR005410B)
(5001-5099)
J5001
P1091095
GND
GND
GND
Q5001
2SC4400-4
R5001
22K
R5002
330
C5005
0.01 B
25V
R5004
100
R5003
330K
C5008
10 6.3V
X5001
22.625MHz
C5003
0.01 B
25V
C5007
0.01 B
25V
Q5002
2SC4400-4
C5002
22p CH
C5004
100p CH
TC5001 10p
C5001
27p UJ
R5005
10K
R5006
2.2K
C5006
100p CH
R5007
4.7K
5V
5V
REF
GND
J5002
P1090873
NOTE:
RESISTOR VALUES ARE IN Ω. 1/16W :
CAPACITOR VALUES ARE IN μF. 50V :
(T)CAPACITOR VALUES ARE TANTALUM :
UNLESS OTHERWISE NOTED.

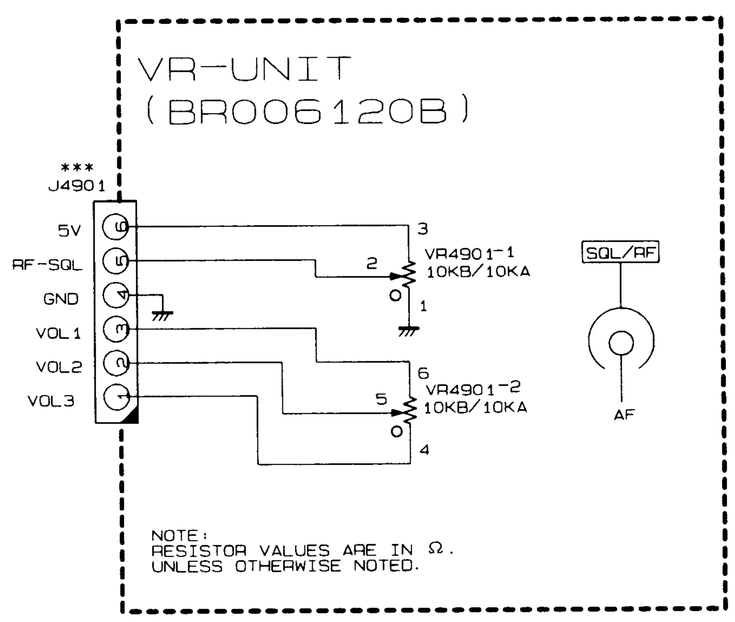
VR-UNIT
(BR006120B)
***
J4901
5V
RF-SQL
GND
VOL1
VOL2
VOL3
VR4901-1
10KB/10KA
VR4901-2
10KB/10KA
SQL/RF
AF
NOTE:
RESISTOR VALUES ARE IN Ω.
UNLESS OTHERWISE NOTED.

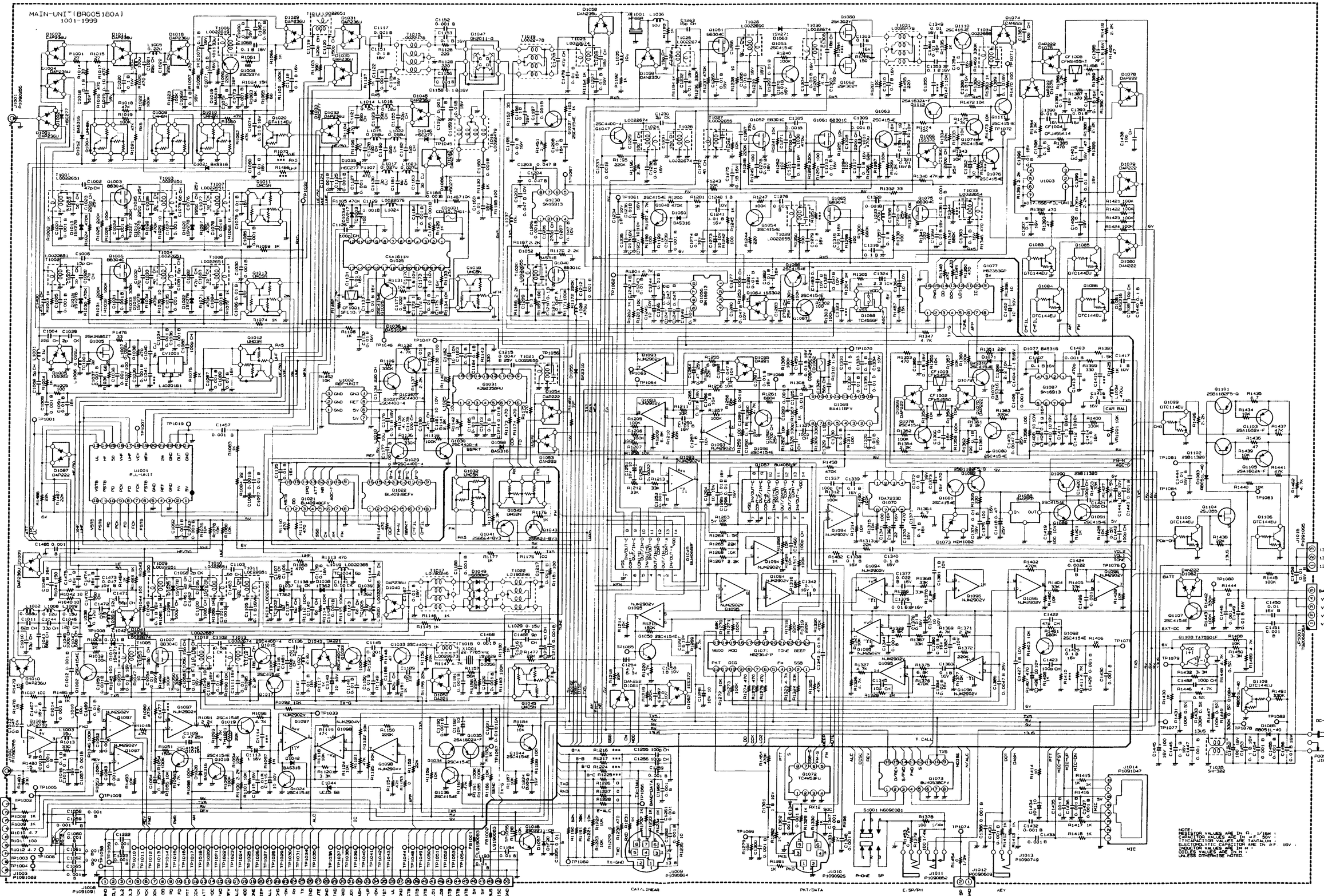
MAIN-UNIT (BR005180A)
1001-1999
CAT/LINEAR
PKT/DATA
E.SP/PH
KEY
MIC
DC-IN
NOTE
RESISTOR VALUES ARE IN Ω, 1/16W
CAPACITOR VALUES ARE IN μF, 50V
TTCAPACITOR VALUES ARE TANTALUM
ELECTROLYTIC CAPACITOR ARE IN μF, 16V
INDUCTOR VALUES ARE IN H
COILS VALUES ARE IN H
UNLESS OTHERWISE NOTED.

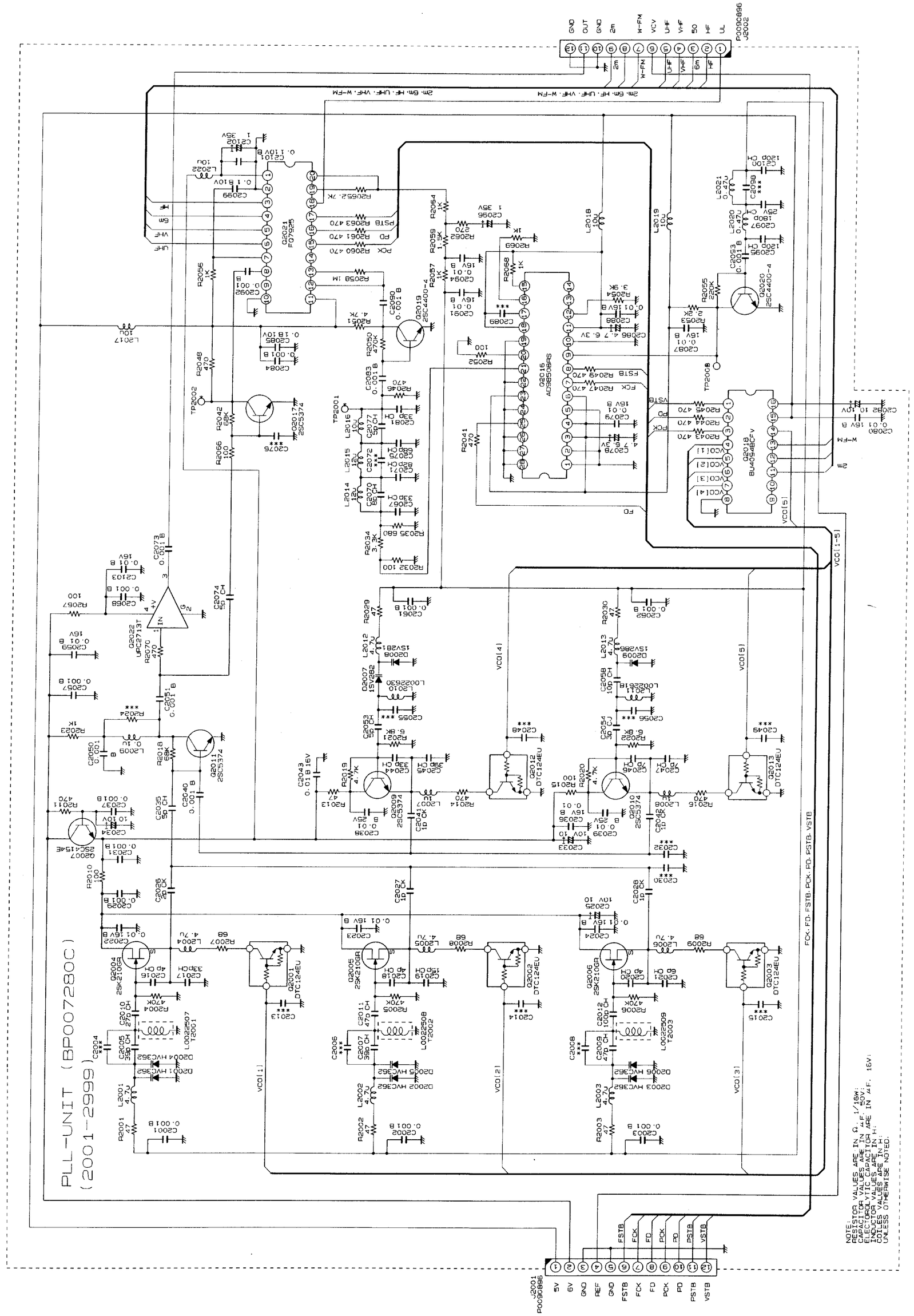
PLL-UNIT (BP007280C)
(2001-2999)
NOTE:
RESISTOR VALUES ARE IN Ω, 1/16W;
CAPACITOR VALUES ARE IN μF, 16V;
ELECTROLYTIC CAPACITOR ARE IN μF, 16V;
INDUCTOR VALUES ARE IN H;
COILES VALUES ARE IN H;
UNLESS OTHERWISE NOTED.

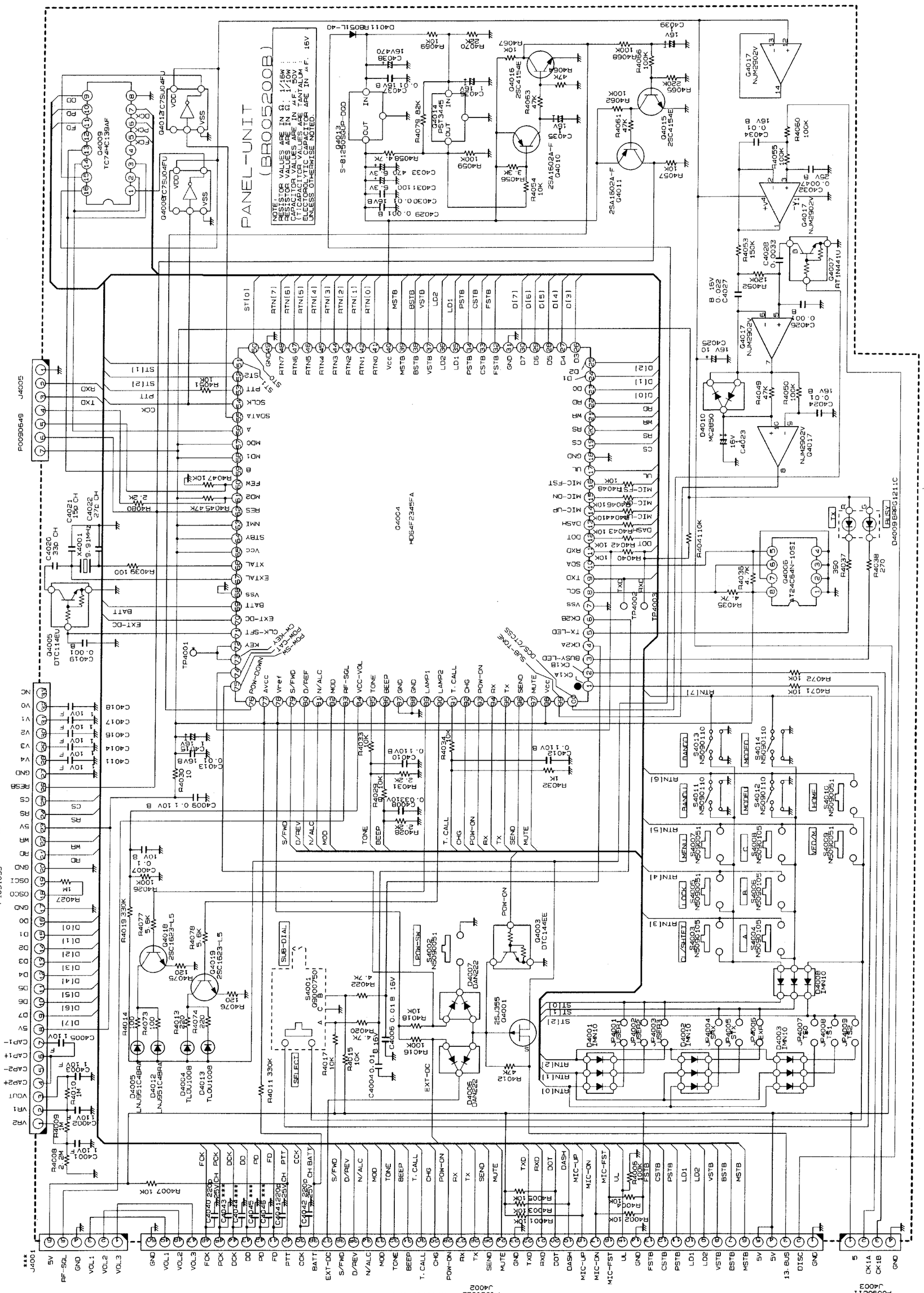
PANEL-UNIT (BR005200B)
NOTES:
FOR VALUES ARE IN Ω, 1/16W;
RESISTOR VALUES ARE IN Ω;
CAPACITOR VALUES ARE IN μF, 16V;
ELECTROLYTIC CAPACITOR VALUES ARE IN μF, 16V;
INDUCTOR VALUES ARE IN H;
UNLESS OTHERWISE NOTED.
TO LCD
TO MAIN-UNIT

解体選書

オールモード広帯域ポータブル機
FT-817 YAESU

1.9MHz～430MHzのオールモード・ポータブル機として注目を集めているFT-817，その中身をのぞいてみました（p.129に関連記事）

上面



下面





パワーアンプ・ユニット（表）

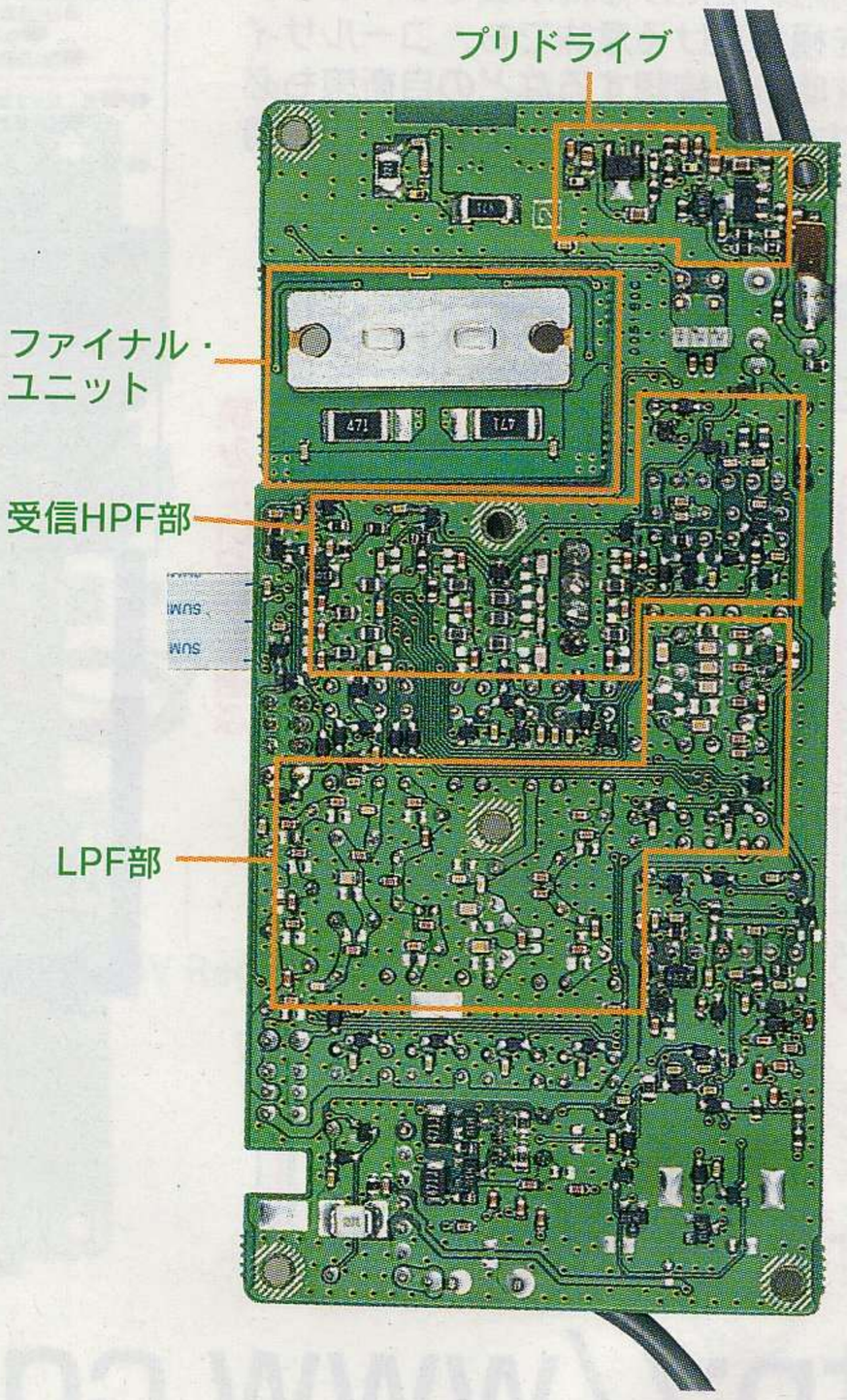

パワーアンプ・ユニット（裏）


送信ミキサー
IFフィルター
455kHz
受信第2IF
コリンズメカニカル・
フィルター・ソケット
SSB検波
キャリア
バランス
BM
AFアンプ
NB
第2LO
送信第2
ミキサー
PLL
ユニット
受信BPF
コモンモード・
チョーク
フィルター
WFM受信部
受信第1ミキサー
REFユニット
FM変調部
送信BPF
送信ミキサー
MAIN-UNIT（表）
サブ・エンコーダー
LCDユニット
メイン・エンコーダー
E²PROM
スケルチ&VR
パネル・ユニット（表）
FM検波
5V Reg
CAR DDS
電子VR
充電回路
MAIN-UNIT（裏）
CPU
メイン・
エンコーダー
スケルチ&VR
パネル・ユニット（裏）